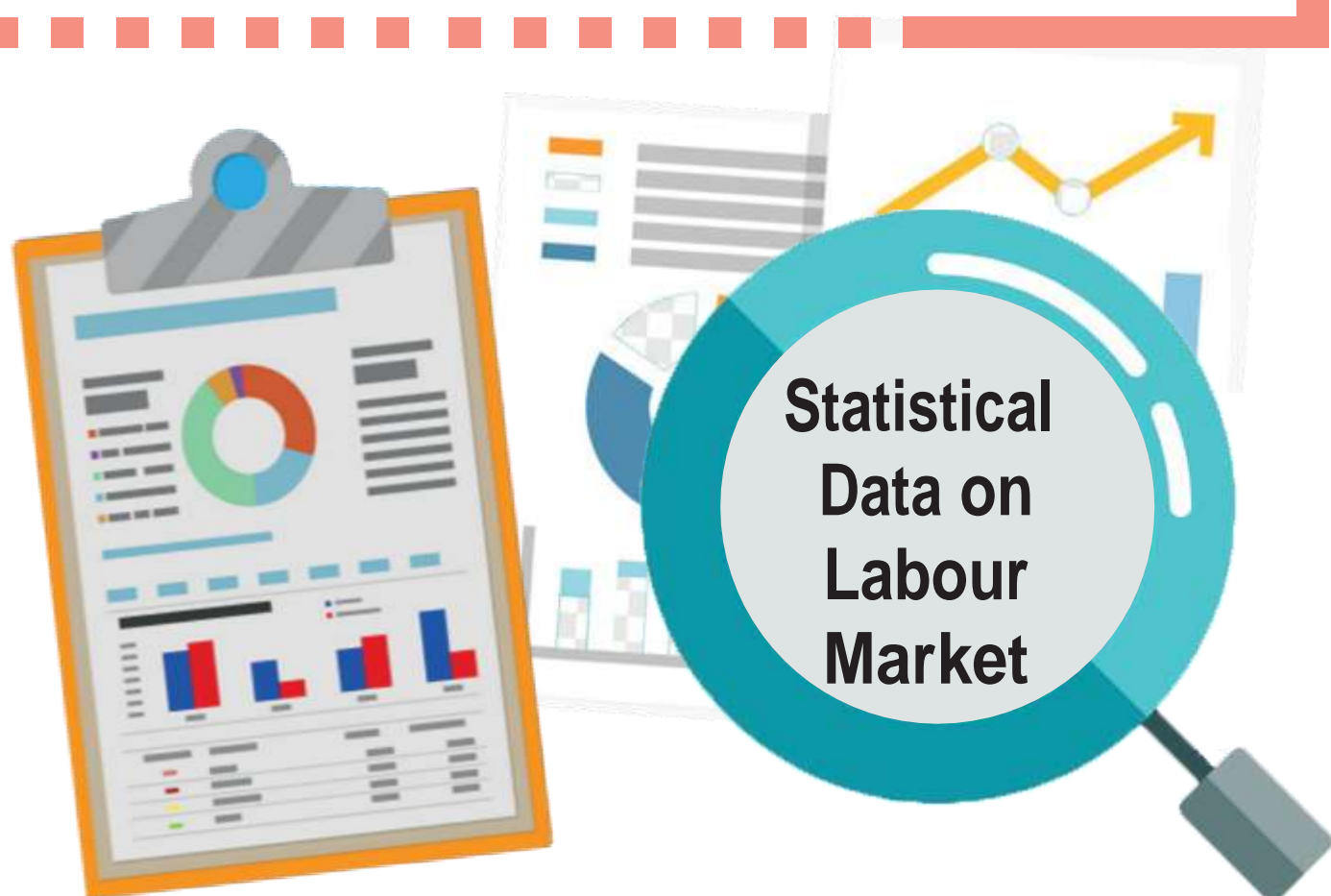


MINISTRY OF LABOUR, HUMAN RESOURCE DEVELOPMENT AND TRAINING
(Human Resource Development and Training Division)

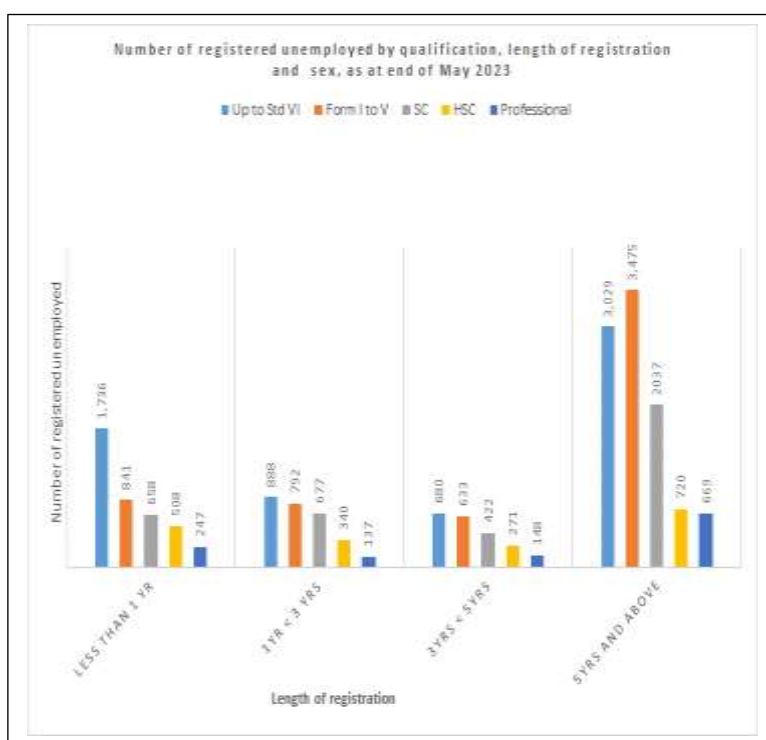
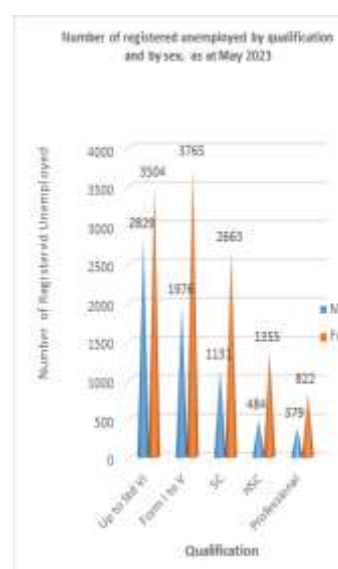
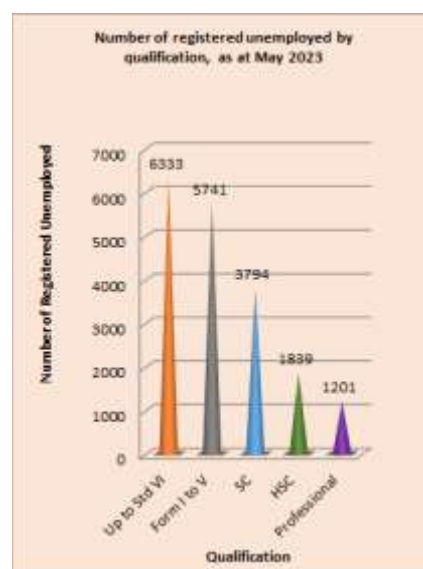
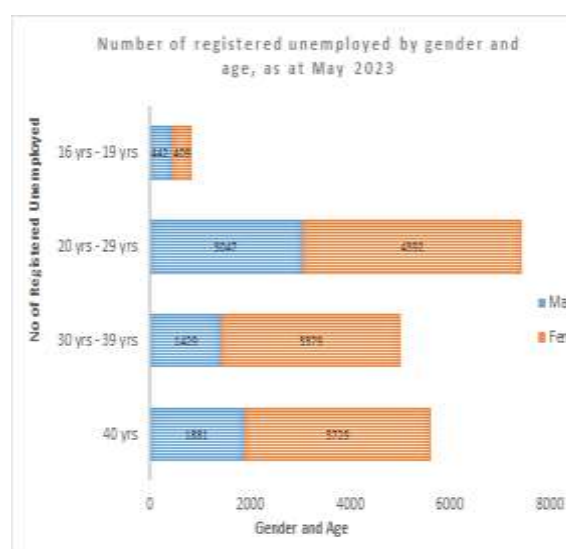
NATIONAL EMPLOYMENT DEPARTMENT
MONTHLY BULLETIN
MAY 2023



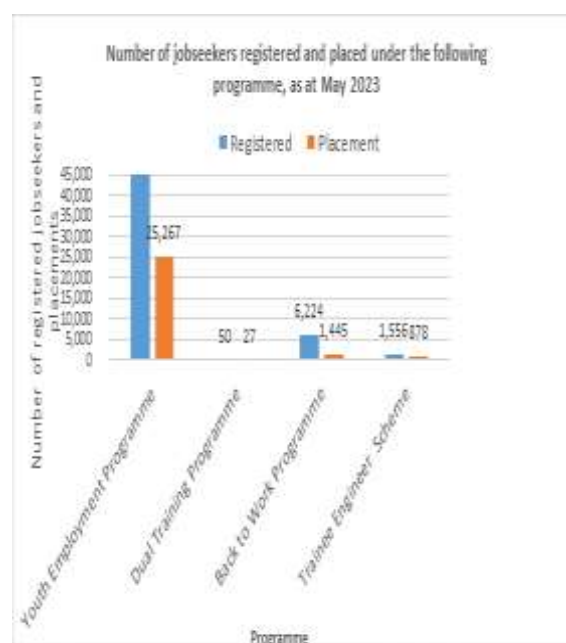
38,822 jobseekers seeking employment including (18,908) as unemployed or a better job (19,914) as at end of May 2023



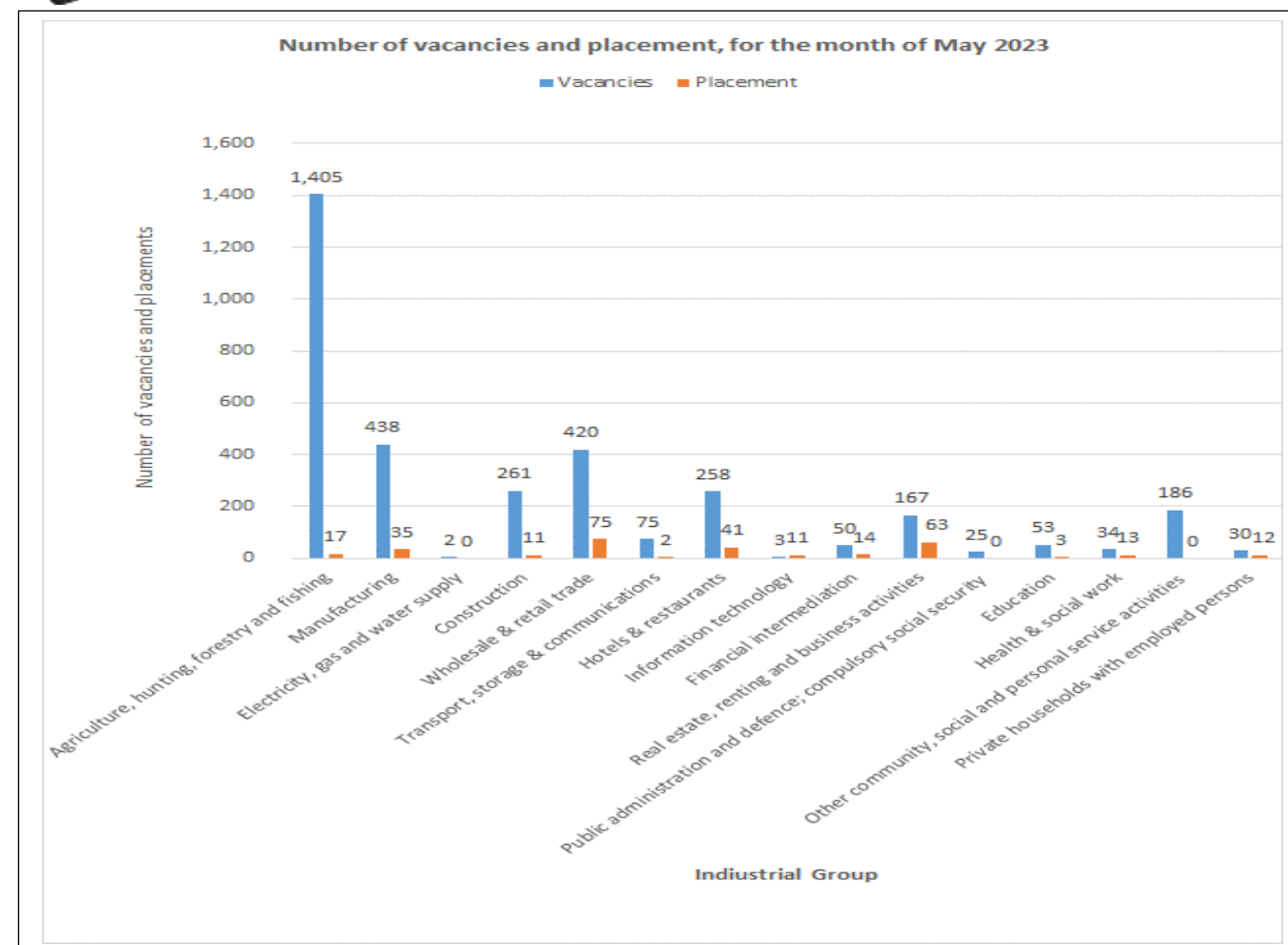
Profiling of unemployed jobseekers



Training Programmes



Vacancies & Placement – Industrial Group



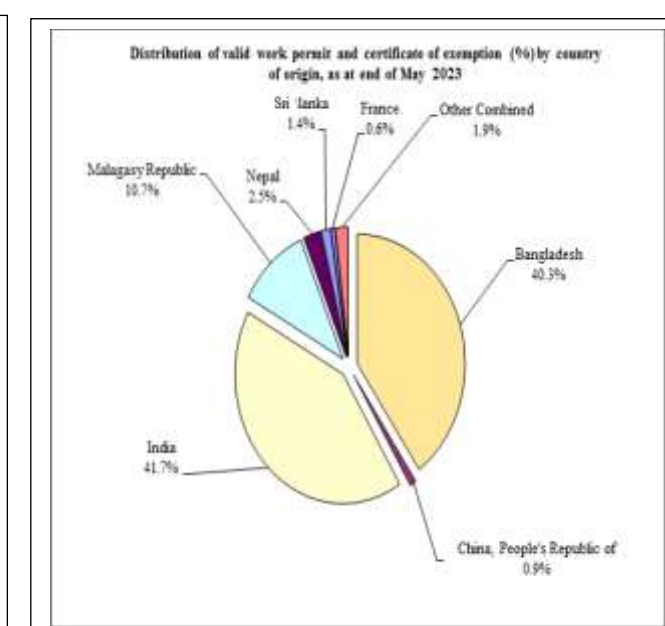
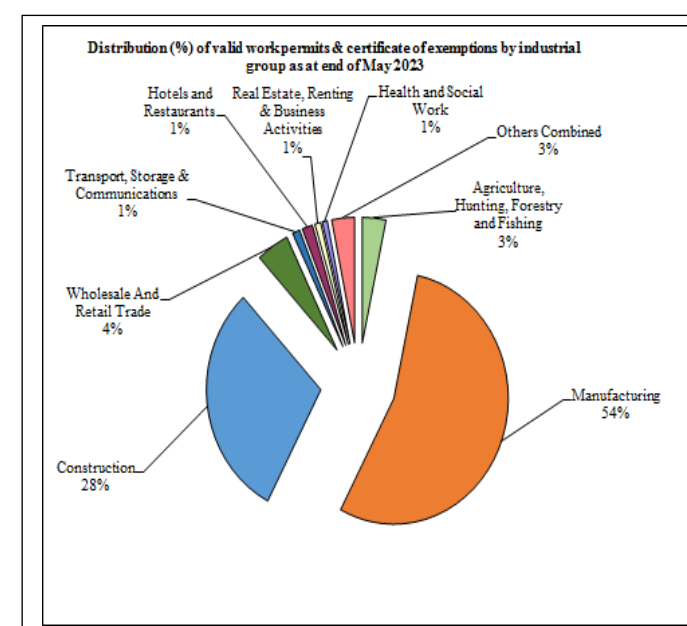
Foreign Workers (Work Permits and Certificate of Exemption: 36 942)




Male: 32 112



Female: 4 830





Please Open To View

National Employment Department Monthly Bulletin - May 2023

CONTENTS

	Page
Fact Sheet on Labour Market Indicators	4a - 4b
Section 1 - Registered unemployed in Mauritius	
1. Introduction	6 - 19
2. Registered jobseekers, as at the end of May 2023	6 - 10
Table 1 - Number of registered Unemployed and In Employment jobseekers by sex, as at end of May 2023	6
Table 2 - Registered unemployed jobseekers by age group and sex, as at end of May 2023	7
Table 3 - Registered unemployed jobseekers by qualification and sex, as at end of May 2023	8
3. In employment and seeking another job	10
4. De-registration	10
5. Vacancies	10 - 11
Table 4 - Number of vacancies notified in May 2023	10
Table 4a - Number of vacancies notified by occupation (20 and more) in May 2023	11
6. Workfare Programme	12
Table 5 - Laid off workers registered and redeployed for the month of May 2023	12
7. Magazine de L'Emploi et des Metiers	12
Table 6 - Statistics on Magazine de L'Emploi et des Metiers, as at 31 May 2023	12
8. Website of National Employment Department	13
Table 7 - Statistics on the website	13
9. Youth Employment Programme, Dual Training Programme, Back to Work Programme and Trainee Engineer Scheme	13 - 16
10. Career Guidance Service Unit	16 - 17
11. Outward Labour Migration	17
12. Job Placement	17 - 18
Table 8 - Type of placements by sex, May 2023	18
13. Work Permits and Certificates of Exemption	19
Table 9 - Number of registered unemployed by qualification, length of registration, sex & age group, as at end of May 2023	20 - 20a
10 - Number of registered Unemployed and In Employment jobseekers by EIC and sex, as at end of May 2023	21
11 - Change in number of registered unemployed by age group & sex, April 2023 - May 2023	22
12 - Number of registered unemployed by occupational group & sex, as at end of May 2023	22
13 - Number of registered unemployed by district and sex, as at end of May 2023	24
14 - Number of registered unemployed by locality and sex, as at the end of May 2023	24 - 26
15 - Number of registered unemployed with disabilities by nature of disability and sex, as at end of May 2023	27

Table 16	- Number of unemployed new registrants, re-registrants & those who reported for maintaining their registration by Employment Information Centre & sex, May 2023	28
17	- Change in the number of new unemployed registrants by educational attainment & sex, April 2023 - May 2023	29
18	- Number of new unemployed registrants by educational attainment, sex & age group, May 2023	29
19	- Number of new unemployed registrants by occupational group and sex, May 2023	30
20	- Number of In Employment new registrants, re-registrants & those who reported for maintaining their registration by Employment Information Centre & sex, May 2023	30
21	- Number of Unemployed and In Employment jobseekers de-registered by EIC and sex, May 2023	31
22	- Number of vacancies notified in EICs by industrial group and sex, May 2023	32
23	- Number of vacancies notified in the press by industrial group and sex, May 2023	32
24	- Number of vacancies notified in the press and in EICs by industrial group and skill level, May 2023	33
25	- Change in number of vacancies notified in the press and in EICs by industrial group, April 2023- May 2023	35
26	- Number of placements effected under the Youth Employment Programme by industrial group and sex, May 2023	36
27	- Result of submission of candidates to employers for job placement effected in May 2023	37
28	- Number of placements effected by industrial group, occupation and sex, May 2023	38 - 41

Work Permits and Certificates of Exemption

Table 29	- Number of new work permits issued by industrial group, occupation and sex, May 2023	43 - 46
30	- Number of work permits renewed by industrial group, occupation and sex, May 2023	47 - 52
31	- Number of new work permits issued and renewed work permits by country of origin and sex, May 2023	53
32	- Number of new and renewed work permits by industrial group and sex, May 2023	55
33	- Number of certificates of exemption issued and renewed by country of origin & sex, May 2023	56
34	- Number of valid work permits and certificates of exemption by industrial group & sex, as at end of May 2023	57
35	- Number of valid work permits (more than 50) by occupation, as at end of May 2023	58 - 59
36	- Number of valid work permits and certificates of exemption by country of origin & sex, as at end of May 2023	60 - 61
37	- Number of valid work permits and certificates of exemption by industrial group and country of origin & sex, as at end of May 2023	62 - 67
38	- Number of valid work permits and certificates of exemption (40 or more) by industrial group, occupation & sex, as at end of May 2023	68 - 69

Section 2 - Registered unemployed in the Island of Rodrigues

Table 1.1	- Number of registered unemployed and in employment jobseekers by sex, as at end of May 2023	71
1.2	- Number of registered unemployed and in employment by sex and age group, as at end May 2023	71
1.3	- Registered unemployed jobseekers by qualification & sex, as at end of May 2023	72
1.4	- Number of registered unemployed by qualification, length of registration, sex & age group, as at end of May 2023	73 - 74
1.5	- Number of registered unemployed by occupational group & sex, as at end of May 2023	76
1.6	- Number of Unemployed and In Employment new registrants, re-registrants & those who reported for maintaining their registration by sex, May 2023	76
1.7	- Number of registered unemployed with disabilities by nature of disability and sex, as at end of May 2023	77

Glossary	78 - 81
-----------------	---------

FIGURES

ISLAND OF MAURITIUS

Figure 1	- Registered unemployed by educational attainment, as at end of May 2023	23
2	- Number of registered unemployed by age group & sex, as at end of May 2023	23
3	- Number of vacancies by industrial group, May 2023	34
4	- Distribution (%) of vacancies by skill level, May 2023	34
5	- Distribution (%) of new work permits & renewed work permits by country of origin, May 2023	54
6	- Number of new work permits issued & renewed work permits by industrial group, May 2023	54

ISLAND OF RODRIGUES

Figure 7	- Registered unemployed by educational attainment, as at end of May 2023	75
8	- Number of registered unemployed by age group & sex, as at end of May 2023	75

Fact Sheet on Labour Market Indicators: Human Resource Development and Training Division

Indicators	Apr-23	May-23	Change	% Change
Registered jobseekers	39,179	38,822	-357	-1
Male	17,187	16,964	-223	-1
Female	21,992	21,858	-134	-1
Registered unemployed jobseekers	19,175	18,908	-267	-1
Male	6,933	6,799	-134	-2
Female	12,242	12,109	-133	-1
Registered In employment jobseekers	20,004	19,914	-90	0
Male	10,254	10,165	-89	-1
Female	9,750	9,749	-1	0
Registered unemployed professional jobseekers	1,191	1,201	10	1
Male	384	379	-5	-1
Female	807	822	15	2
Registered unemployed youth jobseekers (16 - 35 years)	11,645	11,520	-125	-1
Male	4,478	4,441	-37	-1
Female	7,167	7,079	-88	-1
Registered new unemployed jobseekers	530	639	109	21
Male	250	292	42	17
Female	280	347	67	24
Registered unemployed jobseekers with disabilities	130	141	11	8
Male	90	94	4	4
Female	40	47	7	18
Vacancies notified or advertised	4,011	3,407	-604	-15
Employment Information Centres	3,451	3,086	-365	-11
Press	560	321	1,380	246
Jobseekers referred for vacancies notified	4,504	3,034	-1,470	-33
Male	1,847	1,299	-548	-30
Female	2,657	1,735	-922	-35
Jobseekers placed	374	396	22	6
Male	163	171	8	5
Female	211	225	14	7
Valid work permits	30,070	30,995	925	3
Male	25,505	26,302	797	3
Female	4,565	4,693	128	3
Valid certificates of exemption	5,753	5,947	194	3
Male	5,618	5,810	192	3
Female	135	137	2	1

For more information, visit the website of the Human Resource Development and Training Division:
<https://mauritiusjobs.govmu.org>

Fact Sheet on Labour Market Indicators: Statistics Mauritius

Indicators	Year 2022	1 st Quarter 2023
Active Population (Labour Force)	562,800	591,200
Male	338,400	345,900
Female	224,400	245,300
Activity rate (%)	55.7	58.3
Male	69.2	70.3
Female	43.0	47.0
Employed population	519,600	551,800
Male	318,000	327,300
Female	201,600	224,500
Unemployed population	43,200	39,400
Male	20,400	18,600
Female	22,800	20,800
Unemployed with tertiary qualifications	7,000	8,000
Male	3,300	3,400
Female	3,700	4,600
Unemployed youth (16-35 years)	31,300	27,100
Male	15,200	12,900
Female	16,100	14,200
Unemployment rate (%)	7.7	6.7
Male	6.0	5.4
Female	10.2	8.5
		March 2023
The Headline Inflation Rate (%) for year and for twelve months ending	+10.8	+11.1
	2022¹	2023²
GDP Growth Rate at market prices (%)	+8.8	+5.3

For more information, visit the website of Statistics Mauritius: <https://statsmauritius.govmu.org>

¹ Revised

² Forecast

SECTION I



National Employment Department Monthly Bulletin – May 2023

1. Introduction

This is a monthly bulletin prepared by the Ministry of Labour, Human Resource Development and Training to present data on registered unemployed, vacancies, placements of jobseekers and work permits. This present issue refers to the month of May 2023 for the Island of Mauritius and Island of Rodrigues.

The data are compiled based on information collected at the thirteen Employment Information Centres (EICs) throughout the island and at the different units of the National Employment Department.

Registered unemployed comprise new registrants, re-registrants and those maintaining their registration. “New registrants” refers to new jobseekers wishing to be placed on the live register of unemployed of the National Employment Department. “Re-registrants” refers to those who have ceased registration for a period not exceeding two years, and come back to be re-admitted on the live register. If the break is more than two years then the case will be considered as a new one.

2. Registered jobseekers as at the end of May 2023

The total number of registered unemployed at the end of May 2023 stood at 18,908 (6,799 males and 12,109 females). These figures include laid off workers who are registered under the Workfare Programme.

In addition to registered unemployed, 19,914 jobseekers (10,165 males and 9,749 females), who though already in employment, were registered at the Employment Information Centres, in search of a better job.

Table 1 - Number of registered Unemployed and In Employment jobseekers by sex, as at end of May 2023

Registered Jobseekers	Male	Female	Both sexes
Unemployed	6,799	12,109	18,908
In Employment	10,165	9,749	19,914
Total	16,964	21,858	38,822

2.1 Distribution of registered unemployed by sex and age, qualification, length of registration, occupational group, district, locality and disability as at the end of May 2023

2.1.1 Distribution by sex and age (Tables 2 and 9)

The proportion of females among the registered unemployed was 64% against 36% for males. The proportion of registered unemployed aged between 16 and 29 years was 51% for males and 40% among females respectively. The mean age worked out to 34 years for male and 36 years for female jobseekers. The table below provides for the profile of registered unemployed jobseekers by age group.

Table 2 - Registered unemployed jobseekers by age group and sex, as at end of May 2023

Age group	Male		Female		Total	
	Number	%	Number	%	Number	%
16-29	3,489	51	4,801	40	8,290	44
30-34	833	12	1,934	16	2,767	15
35-39	596	9	1,645	14	2,241	12
40-44	599	9	1,816	15	2,415	13
45-49	461	7	1,137	9	1,598	8
50-54	347	5	430	4	777	4
55-65	474	7	346	3	820	4
Total	6,799	100	12,109	100	18,908	100

2.1.2 Distribution by qualification (Table 9)

Among the registered unemployed, some 25% have never been to school or did not pass the Certificate of Primary Education; while about 9% possessed the CPE as the only qualification. Another 30% have followed secondary education (Form I to V), without passing the School Certificate. The proportion of registered unemployed with SC, HSC and tertiary education were 20%, 10% and 6% respectively.

In general, female registered unemployed are more qualified than their male counterparts. The percentage of males and females who did not possess their Certificate of Primary Education was 32% and 20% respectively. On the other hand, 17% of males and 22% of females registered unemployed have attained the School Certificate, 7% of males and 11% of females the Higher School Certificate and 6% of males and 7% of females as professionals. The next table provides for the profile of registered unemployed jobseekers by qualification and sex.

Table 3 - Registered unemployed jobseekers by qualification and sex, as at end of May 2023

Qualification	Male		Female		Total	
	Number	%	Number	%	Number	%
Education Nil + Std VI Failed	2,149	32	2,502	21	4,651	25
Standard VI Passed	680	10	1,002	8	1,682	9
Form I to V (including SC failed)	1,976	29	3,765	31	5,741	30
SC	1,131	17	2,663	22	3,794	20
HSC	484	7	1,355	11	1,839	10
Professional	379	6	822	7	1,201	6
Total	6,799	100	12,109	100	18,908	100

2.1.3 Distribution by length of registration (Table 9)

Out of the 18,908 registered unemployed as at the end of May 2023, 21% have registered for less than one year and 15% have been registered for a period between one and three years. It is to be noted that 53% have been on the registration list for five years or more. On average, an unemployed has been in registration for 3.5 years. The average length of registration for females being slightly higher than that of males, 3.7 years compared to 3.1 years.

2.1.4 Number of registered unemployed & In employment by EICs & Gender (Table 10)

Table 10 provides for the number of registered Unemployed and In Employment jobseekers by EIC and sex, as at the end of May 2023.

2.1.5 Comparison with the previous month (Table 11)

Compared to April 2023, the number of registered unemployed has decreased by 267 from 19,175 from April 2023 to 18,908 for May 2023 (Table 11).

2.1.6 Distribution by occupational group (Table 12)

Registered unemployed are classified into occupational groups according to their previous work experience or their technical or professional qualifications. Among the 18,908 unemployed registrants, (26%) were classified as “Clerical Support Workers”, (22%) were classified as “Service and Sales Workers” and (17%) were engaged in “Elementary Occupations. About (5%) had never worked and did

not possess any technical or professional qualifications while (6%) were classified as “Managers; Professionals”.

2.1.7 Geographical distribution (Tables 13 & 14)

Table 13 gives the distribution of registered unemployed by district and sex. An analysis of registered unemployed by locality shows that the region of Port Louis had the greatest number of registered unemployed (2,122) followed by Quatre Bornes and Vacoas (1,015 and 840 respectively). The lowest number of registered unemployed are at Tamarin (24), followed by Case Noyale (43) and Baie Du Cap (51).

2.1.8 Registered unemployed with disabilities (Table 15)

Among the 18,908 unemployed registrants, 141 persons with disabilities were looking for work comprising of 94 males and 47 females. Table 15 gives the number of registered unemployed with disabilities by their type of disability.

2.2 New registration, re-registration and maintaining registration in May 2023

2.2.1 New registration

In May 2023, 639 persons (292 males and 347 females) have registered themselves as unemployed for the first time (Table 16). Compared to April 2023, the number of new unemployed registrants has increased by 109, from 530 for April 2023 to 639 for May 2023 (Table 17).

About 71% of the new registrants were aged between 16 and 29 years old and 13% were aged between 30 and 39 years old. Those aged 40 years and above amounted to 101 i.e. 16% (Table 18).

Among the new unemployed registrants, for the month of May 2023, 292 (46%) have never been to school or have attained only primary school level. Of these 54 (18%) have achieved the Certificate of Primary Education. Some 18% have followed the secondary education without passing the School Certificate; 18% had the School Certificate and 11% possessed the Higher School Certificate as their highest qualification. Among the new registrants, 49 (8%) were holders of professional qualifications (Table 18).

Out of the 639 new registrants, 84 persons had neither worked before nor undergone any technical or professional training. Some 24% had previous work experience or were qualified to work as “Clerical Support Workers” and 18% of the new unemployed registrants were classified under “Service and sales workers”. About 18% had been engaged in “Elementary Occupations”. Among the new registered unemployed, 30 (5%) had work experience or were qualified as “Managers; Professionals” (Table 19).

2.2.2 Re-registration and maintaining registration

The total number of re-registration for the month of May 2023 stood at 886 (379 males and 507 females). A total of 4,452 unemployed persons (1,495 males and 2,957 females) reported to the Employment Information Centres to maintain their registration (Table 16).

3. In employment and seeking another job

During the month of May 2023, 868 persons who, though already in employment, registered themselves at the Employment Information Centres in search of better jobs. Among them, 148 (69 males and 79 females) were new registrants and 720 (409 males and 311 females) were re-registrants (Table 20).

There were also 5,038 registrants, in employment, who reported to the Employment Information Centres to maintain their registration comprising of 2,559 males and 2,479 females.

4. De-Registration

De-Registration refers to jobseekers who fail to maintain their registration during the month and consequently their applications are removed from the live register and placed in a dormant register.

During the month of May 2023, 3,048 (1,487 males and 1,561 females) jobseekers have de-registered their application as jobseeker, out of which 1,729 (756 males and 973 females) were unemployed jobseekers and 1,319 (731 males and 588 females) as in employment jobseekers (Table 21).

5. Vacancies

In May 2023, vacancies notified to the Employment Information Centres numbered to 3,086. The highest number of vacancies being, 1,368 was advertised in the “*Agriculture, hunting and forestry*” sector (Table 22).

A total of 321 vacancies has been notified in the press during the month of May 2023. The highest of the vacancies were from ‘*Construction*’ sector with 87 vacancies (Table 23).

Overall, the total number of vacancies notified for the month of May 2023 was 3,407. The next table provides for the number of vacancies notified in May 2023.

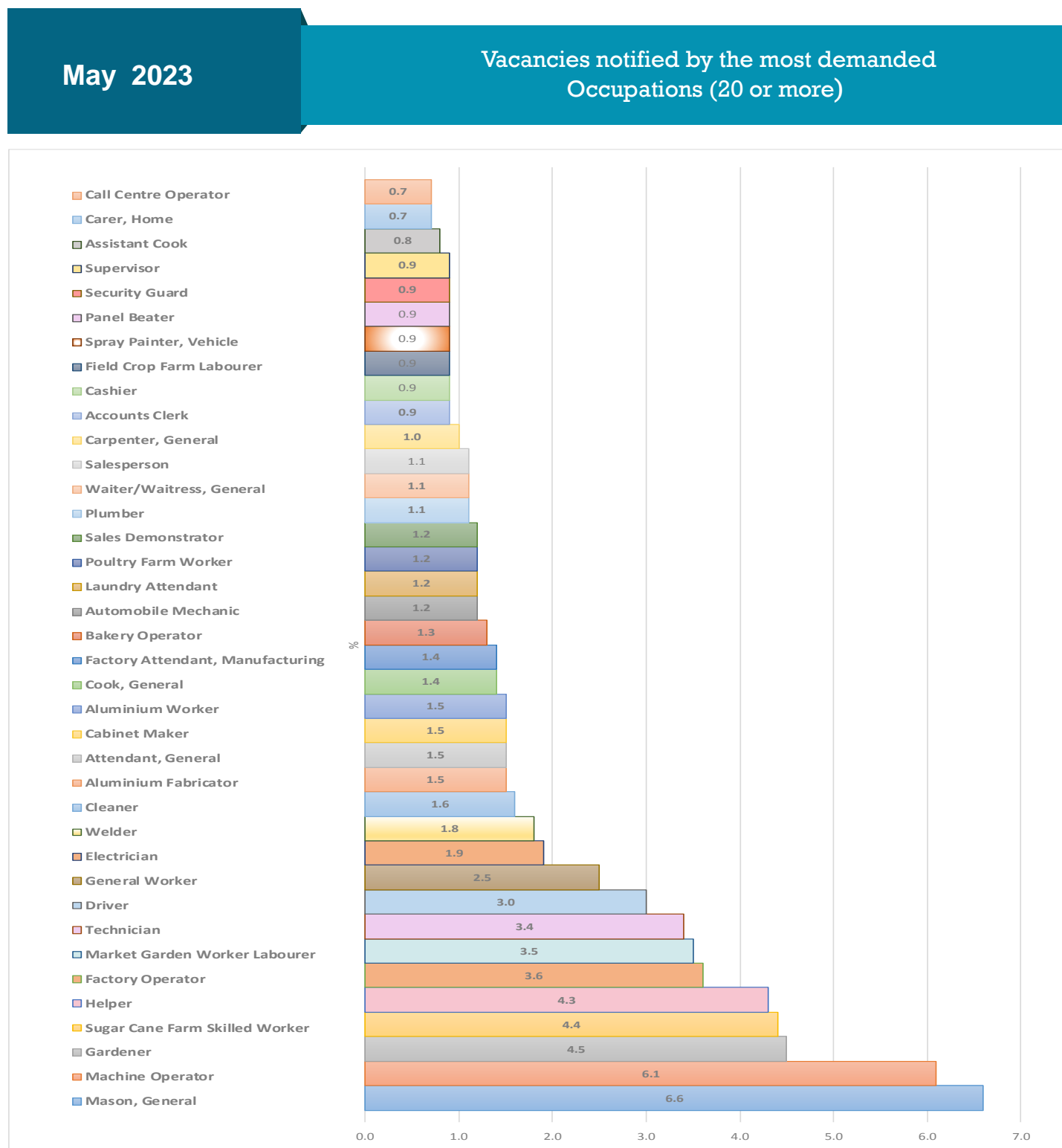
Table 4 - Number of vacancies notified in May 2023

Notification	Male	Female	Either male or female	Total
EICs	1,600	204	1,282	3,086
Press	0	0	321	321
Total	1,600	204	1,603	3,407

Table 24 shows the distribution of vacancies by industry and skill level. Compared to April 2023, the number of vacancies for the month of May 2023 has decreased by 604 as shown in Table 25.

The next table provides for the number of vacancies notified by the most demanded occupations in May 2023.

Table 4a:



The most demanded vacancies in May 2023 represent 6.6% for Mason, 6.1% for Machine Operator and 4.5% for Gardener.

6. Workfare Programme

The role of the National Employment Department is to facilitate redeployment of laid-off workers for those who have opted for job placement. The laid off workers are eligible to a Transitional Unemployment Benefit (TUB) for a period of maximum 12 months.

The number of laid-off workers still registered under the Workfare Programme as at 31 May 2023 stood at 3,075 (1,904 males, 1,171 females).

For the month of May 2023, 272 laid off workers (148 males, 124 females) were registered. 57 laid off workers (18 males, 39 females) were placed during the same month.

Table 5 - Laid off workers registered and redeployed for the month of May 2023

Reported to National Employment Department for Redeployment			Redeployed		
Male	Female	Total	Male	Female	Total
148	124	272	18	39	57

7. Magazine de L'Emploi et des Metiers



During the month of May 2023, 5 programmes consisting of 945 vacancies were broadcast. Reportages were conducted on the Dual Training Programme and the National Apprenticeship Programme during the month of May 2023. 18 jobseekers (12 males and 6 females) were placed during the said month.

Since the start of the programme in 21 March 2007, the number of jobseekers placed has reached 12,020.

Table 6 - Statistics on Magazine de L'Emploi et des Metiers as at 31 May 2023

Number of programmes broadcast	949
Number of vacancies broadcast	187,591
Number of placement	12,020

8. The website of National Employment Department: <https://mauritiusjobs.govmu.org>



The website <https://mauritiusjobs.govmu.org> was launched in September 2014. The objective of the website is as follows:

- To have a dedicated and state of the art interactive website for jobseekers and employers that will be more user-friendly and responsive.
- To incorporate overseas vacancies notified in the context of the International Organization for Migration (IOM).
- To provide a quicker search engine both for jobseekers and employers.

The Benefits of the Website are:

- Jobseekers can view latest vacancies both local and abroad
- Jobseekers can apply for jobs directly
- Employers can upload their vacancies and effect quick search for potential candidates.
- Employers can view profiles of candidates, CVs, references and qualifications.
- Free of cost and accessible to intended users even on smart phones, tablets and laptops and will be linked to all the other related stakeholders dealing with employment issues.

Table 7 - Statistics on the website

Type of statistics	For the month of May 2023	As at the end of May 2023
Number of jobseekers registered	288 (137 males and 151 females)	50,607
Number of employers registered	84	6,052
Number of vacancies posted	649	35,715
Number of jobseekers placed	3 (2 males + 1 female)	352

9. Youth Employment Programme, Dual Training Programme, Back to Work Programme and Trainee Engineer Scheme



9.1 The Youth Employment Programme (YEP) which started in 2013 is meant for unemployed youth aged between 16 and 35 years and provides them with training and placement in an enterprise for an

initial period of one year with the possibility of one additional year of placement with another enterprise. The Programme provides for the payment of a monthly stipend to the youth as follows:

HSC : Rs 8,000
 Diploma : Rs 10,000
 Graduates: Rs 15,000

50% of the stipend is refunded to the employer by Government as well as 50% of the training cost up to a maximum of Rs 7,500 per youth.

Since December 2015, the YEP has been extended to the public sector.

According to the YEP Secretariat, there is a total number of 45,143 (19,777 males and 25,366 females) youth registered with YEP as at 31 May 2023.

The number of Employers registered with YEP is 7,648, out of which 38% are actively participating in the recruitment process.

The number of jobseekers placed in companies through the YEP as at 31 May 2023 is 25,267 (11,286 males and 13,981 females). 5 (2 males and 3 females) jobseekers were placed in the public and private sectors. 4 jobseekers (2 males and 2 females) were placed in the private sector out of which 75% in “*Professional, Scientific & Technical Activities*” sector. (Table 26). The remaining 1 female jobseeker was placed in the public sector during the month of May 2023.



9.2 The Dual Training Programme (DTP), launched in September 2015 provides for unemployed Mauritians to follow a Diploma or Degree Course with a tertiary institution registered with either the Tertiary Education Commission or the Mauritius Qualifications Authority in fields required by the labour market, with placement in an enterprise. Under the Programme, trainees will be paid a monthly stipend of Rs 6,000 for a maximum period of three years. As for employers, they will be refunded 60% of the course fees, per year per trainee as well as the stipend for a maximum of three years. After satisfactory completion of the course, the trainees may be employed.

According to the DTP secretariat, 50 companies have registered in the DTP and 205 trainees have successfully completed their training, out of which 90 males and 115 females. The trainees have completed their training programme in different courses such as BTS Assistant de Gestion, BTS Services Informatiques aux Organisations and Technician Diploma in Mechanical and

Electrical Engineering. The training institutions are Universite des Mascareignes and MCCI Business School. 155 trainees have obtained permanent jobs after completion of the training.

27 trainees including 16 males and 11 females are currently on placement with private companies.



9.3 The Back to Work Programme (BTWP) which was launched in September 2015 is meant for women above 30 years of age to enable them take up or resume employment. The Programme provides for the placement of women in a job for an initial period of one year following which they might be employed. During the placement period, the women will be paid a stipend up to a maximum of Rs 10,575 and will get the opportunity of following training in a registered institution.

Employers enrolling women on placement under the Programme will be refunded the training cost up to a maximum of Rs 7,500 per woman as well as the stipend for the placement period.

According to the BTWP secretariat, as at the end of May 2023, 942 employers are registered in the programme, out of which 39% participated actively. 6,224 women are registered in the programme and 1,445 have been placed, out of which 32% in the “*Wholesale and trade*” sector and 27% in the “*Manufacturing*” sector. 721 women have obtained permanent jobs after completion of their placement.

For the month of May 2023, 50 women and 4 employers have registered for the first time, 3 unemployed women were placed.

In addition, to further empower those women, technical courses are currently being dispensed to them by MITD. The courses are fully sponsored by this Ministry and a stipend of Rs 10,575 are paid to them at the end of the course. 516 unemployed women under the BTWP have been trained in Bakery/Pastry, Beauty Therapy, Hairdressing, Care of the Elderly and Disabled, Early Childhood care and Flower Arrangements.



9.4 Government has found that there is a bottleneck regarding pre- registration of engineers at the Council of Registered Professional Engineers (CRPE). The requirements of two years practical training

under the supervision of professional engineers could not be entertained for lack of training possibilities for our graduates in engineering.

Government thus announced a special scheme in the Budget Programme 2016-2017, for the placement of trainee engineers.

The objective of the TES is to enable Graduates in engineering to qualify for registration with the Council of Registered Professional Engineers of Mauritius and to operate as full-fledged engineers.

The requirements for enlistment of trainees for the Trainee Engineer Scheme: Degree holders in engineering plus eligibility certificate stage 1 from the Council of Registered Professional Engineer.

As at 31 May 2023, the number of applications received for the scheme was 1,556 (1,151 males and 405 females). The number of placements effected in the public sector was 502 (393 males and 109 females) and in the private sector was 376 (285 males and 91 females). Most placements were made in the following fields: 47% in “*Civil Engineering*”, 21% in “*Mechanical Engineering*” and 15% in “*Electrical and Electronics Engineering*”.

19 employers of the public sector and 57 of the private sector are participating in the scheme as at 31 May 2023; while the number of placements for the month of May 2023 stood at 7 (5 males and 2 females) including 3 (2 males and 1 female) trainees in the public sector and 4 (3 males and 1 female) trainees in the private sector.

10. Career Guidance Service Unit

The main functions of the Careers Guidance Service are to:

- Establish and maintain contacts with employers, training providers and higher education establishments in order to collect and compile up-to-date career/information.
- Identify clients’ interests, skills, values and personality traits through individual/group counselling appointments, thus helping them develop a career plan.
- Conduct career related activities in schools – assisting students in their choice of subjects, training/employment and educational opportunities, thereby helping them in their career planning.
- Participate in and organize career fairs.
- Certify copies of educational certificates as “True Copy”.

The table below provides for the activities conducted during the month of May 2023

Activities	Number
Talks in secondary schools on Careers Education Programs	46
Guidance & Counselling to the general public and students in schools	235
Certification of copies of educational certificates as "True Copy"	918

11. Outward Labour Migration

Recruitment by Phoenix GMI

A recruitment agency from Quebec, Phoenix GMI, registered on the website of mauritiusjobs in December 2021, has been continuously advertising vacancies since January 2022 for the employment of Mauritian nationals.

For the month of May 2023, 2 candidates from Mauritius comprising of 2 males have been offered a job in the following sector in Quebec:

Sector	Male	Female	Total
Electrical/Mechanical	2	0	2
Total	2	0	2

12. Job Placement

12.1 Placement is made according to the job requirements of employers. For the month of May 2023, 3,086 vacancies have been processed by the Employment Information Centres and 3,034 registrants were referred for employment by the latter. Out of the 3,034 (1,299 males and 1,735 females) referred jobseekers, 262 declined job offers, 680 failed to report to employers and 1,609 were not selected. There were 244 registrants who reported that they have been employed and the result of referral for 186 remaining applicants was not yet known. For the month of May 2023, placement has been effected for about 8% of the vacancies processed (Table 27).

Some vacancies for the month of April 2023 have been processed during the month of May 2023 leading to 53 additional placements being made.

As regards placement in the public sector, 48 vacancies have been reported for which 411 jobseekers have been referred and 7 jobseekers have placed for previous vacancies.

Furthermore, 57 persons registered under the “*Workfare Programme*” have been placed, 18 persons through the TV programme “*Magazine de L’Emploi et des Metiers*”, 3 person through the *Job Management system*, 5 persons through the “*Youth Employment Programme*”, 7 persons through the

“*Trainee Engineer Scheme*” and 2 persons through “*Outward Labour Migration*”. Thus, the total number of placements, for the month of May 2023, amounted to 396 (Table 28) and as shown below.

Table 8 - Type of placements by sex, May 2023

Type of Placement	Male		Female		Total	
	Number	%	Number	%	Number	%
EIC	124	73	173	77	297	75
Public Sector	6	4	1	0	7	2
Workfare Programme	18	11	39	17	57	14
Magazine de L’Emploi et des metiers	12	7	6	3	18	5
Job Management System	2	1	1	0	3	1
Youth Employment Programme	2	1	3	1	5	1
Back to Work Programme	0	0	0	0	0	0
Dual Training Programme	0	0	0	0	0	0
Trainee Engineer Scheme	5	3	2	1	7	2
Outward Labour Migration	2	1	0	0	2	1
Total	171	100	225	100	396	100

12.2 The disparity between the number of vacancies reported and the number of persons placed can be explained by unwillingness of job seekers to accept job offers and also by some criteria set by the employers. Some jobseekers refused job offers because of the conditions of work e.g. low salary, overtime or night duty. Most of the jobseekers refused the jobs offered to them as they are looking for public sector jobs. For some vacancies, no suitable candidates were available.

In some cases, employers were not satisfied with referred candidates and consequently the vacancies were filled by the employers themselves. Some candidates were not selected by employers as according to the latter they were not suitable for the work or lack previous experience. Employers were not willing to offer higher salaries, thus the jobseekers who were looking for a better pay were not selected by the employers.

12.3 A breakdown of placements by industrial group shows that the majority of the placements made were in the “*Wholesale & Retail Trade; repair of motor vehicles, motorcycles & personal and household goods*” sector (75), “*Real estate, renting and business services*” sector (63), and “*Hotels and Restaurants*” sector (41). The remaining placements were effected in companies engaged in other activities (Table 28).

13. Work Permits and Certificates of Exemption

For the month of May 2023, the number of new work permits issued was 1,080 (910 males and 170 females). The majority of the new work permits issued was for the “*Construction*” sector (559)

followed by “*Manufacturing*” sector with 390 (Table 29 & 32). Out of the 1,080 new work permits issued, 583 were allocated to Indian workers, 233 to Bangladeshi workers, 92 to Nepalese workers and 90 to Malagasy workers (Tables 31).

The number of work permits renewed for the month of May 2023 amounted to 1,357 (1,096 males and 261 females) out of which 769 were for the “*Manufacturing*” sector and 487 for the “*Construction*” sector (Table 30 & 32). The majority of the work permits renewed were for Bangladeshi, Indian, Malagasy and Nepalese workers with 854, 282, 103 and 75 work permits respectively as shown in Table 31.

The number of new certificates of exemption issued and renewed for the month of May 2023 amounted to 579. The majority were from India with 495 (85%) (Table 33).

The number of valid work permits as at the end of May 2023 stood at 30,995 (26,302 males and 4,693 females). Most of the foreign workers in Mauritius were working in the “*Manufacturing*” sector (65%) followed by “*Construction*” sector with 19% out of whom 39% was working as Machine Operator, Sewing, 6% as Mason and 5% as Fish Cutter (Table 35). The number of valid certificates of exemption as at the end of May 2023 stood at 5,947 (5,810 males, 137 females). The majority of valid certificates of exemption as at the end of May 2023 were for “*Construction*” sector (90%) with 5,332. (Tables 34).

The number of valid work permits and certificates of exemption as at the end of May 2023 stood at 36,942 (32,112 males and 4,830 females). Most of the foreign workers in Mauritius were working in the “*Manufacturing*” sector (54%) followed by “*Construction*” sector with 30%. (Table 34).

The countries of origin for the valid work permits and certificates of exemption are given in Table 35. 42% of the valid work permits and certificates of exemption were for Indian workers and 40% for expatriates from Bangladesh, respectively. 87% within valid certificates of exemption was for Indian workers and 48%, 33% and 12% within valid work permits were for Bangladeshi, Indian and Malagasy workers. (Table 36).

The majority of foreigners came from Bangladesh and India work in the “*Manufacturing*” and “*Construction*” Sectors as Machine Operator, Mason and Helper (Construction) (Table 37 and 38).

Date: 29 September 2023.

**National Employment Department,
Level 11, Victoria House,
C/R, Barracks and St. Louis Streets,
Port Louis.**

Tel : 405 0100

Email: lmunit@govmu.org

Website: <https://mauritiusjobs.govmu.org>

Table 9 - Number of registered unemployed by qualification, length of registration, sex and age-group, as at end of May 2023

	Age-group Length of Registration	Male					Female					Both sexes				
		16 - 19	20 - 29	30 - 39	40+	Total	16 - 19	20 - 29	30 - 39	40+	Total	16 - 19	20 - 29	30 - 39	40+	Total
Education Nil +Std VI Failed	Less than 1 year	81	166	143	354	744	45	156	152	282	635	126	322	295	636	1,379
	1 yr but < 2 yrs	12	56	20	85	173	3	53	69	81	206	15	109	89	166	379
	2 yrs but < 3 yrs	1	32	23	44	100	4	36	55	102	197	5	68	78	146	297
	3 yrs but < 4 yrs	1	39	14	29	83	0	28	40	53	121	1	67	54	82	204
	4 yrs but < 5 yrs	0	43	15	41	99	0	28	48	117	193	0	71	63	158	292
	5 yrs and above	0	114	243	593	950	0	71	311	768	1,150	0	185	554	1,361	2,100
	Total	95	450	458	1,146	2,149	52	372	675	1,403	2,502	147	822	1,133	2,549	4,651
Standard VI (passed)	Less than 1 year	50	59	32	40	181	26	69	41	40	176	76	128	73	80	357
	1 yr but < 2 yrs	8	20	8	16	52	4	31	21	14	70	12	51	29	30	122
	2 yrs but < 3 yrs	0	25	15	8	48	0	25	7	10	42	0	50	22	18	90
	3 yrs but < 4 yrs	2	20	6	5	33	0	18	21	14	53	2	38	27	19	86
	4 yrs but < 5 yrs	0	20	4	7	31	0	24	21	22	67	0	44	25	29	98
	5 yrs and above	0	85	134	116	335	0	77	211	306	594	0	162	345	422	929
	Total	60	229	199	192	680	30	244	322	406	1,002	90	473	521	598	1,682
Form I to V (including SC failed)	Less than 1 year	137	211	34	54	436	112	177	55	61	405	249	388	89	115	841
	1 yr but < 2 yrs	36	142	12	23	213	18	151	34	38	241	54	293	46	61	454
	2 yrs but < 3 yrs	1	145	9	20	175	0	119	21	23	163	1	264	30	43	338
	3 yrs but < 4 yrs	0	104	5	7	116	0	112	39	28	179	0	216	44	35	295
	4 yrs but < 5 yrs	0	94	10	8	112	0	131	53	42	226	0	225	63	50	338
	5 yrs and above	0	335	335	254	924	0	444	1,035	1,072	2,551	0	779	1,370	1,326	3,475
	Total	174	1,031	405	366	1,976	130	1,134	1,237	1,264	3,765	304	2,165	1,642	1,630	5,741

Table 9 (cont'd) - Number of registered unemployed by qualification, length of registration, sex and age-group, as at the end of May 2023

Qualification	Age-group Length of Registration	Male					Female					Both sexes				
		16 - 19	20 - 29	30 - 39	40+	Total	16 - 19	20 - 29	30 - 39	40+	Total	16 - 19	20 - 29	30 - 39	40+	Total
SC	Less than 1 year	79	149	17	17	262	125	207	33	31	396	204	356	50	48	658
	1 yr but < 2 yrs	12	142	6	6	166	35	176	12	15	238	47	318	18	21	404
	2 yrs but < 3 yrs	0	95	4	7	106	0	137	10	20	167	0	232	14	27	273
	3 yrs but < 4 yrs	0	70	5	4	79	0	104	10	7	121	0	174	15	11	200
	4 yrs but < 5 yrs	0	74	3	3	80	0	110	15	17	142	0	184	18	20	222
	5 yrs and above	0	217	150	71	438	0	440	716	443	1,599	0	657	866	514	2,037
	Total	91	747	185	108	1,131	160	1,174	796	533	2,663	251	1,921	981	641	3,794
HSC	Less than 1 year	22	140	3	5	170	35	281	15	7	338	57	421	18	12	508
	1 yr but < 2 yrs	0	74	1	1	76	1	155	5	2	163	1	229	6	3	239
	2 yrs but < 3 yrs	0	33	1	2	36	0	61	2	2	65	0	94	3	4	101
	3 yrs but < 4 yrs	0	27	1	0	28	0	83	4	4	91	0	110	5	4	119
	4 yrs but < 5 yrs	0	33	2	1	36	0	106	7	3	116	0	139	9	4	152
	5 yrs and above	0	84	45	9	138	0	301	239	42	582	0	385	284	51	720
	Total	22	391	53	18	484	36	987	272	60	1,355	58	1,378	325	78	1,839
Professional	Less than 1 year	0	59	10	16	85	1	139	10	12	162	1	198	20	28	247
	1 yr but < 2 yrs	0	23	3	1	27	0	33	2	4	39	0	56	5	5	66
	2 yrs but < 3 yrs	0	12	4	5	21	0	39	7	4	50	0	51	11	9	71
	3 yrs but < 4 yrs	0	11	2	0	13	0	25	1	2	28	0	36	3	2	41
	4 yrs but < 5 yrs	0	35	11	3	49	0	50	7	1	58	0	85	18	4	107
	5 yrs and above	0	59	99	26	184	0	195	250	40	485	0	254	349	66	669
	Total	0	199	129	51	379	1	481	277	63	822	1	680	406	114	1,201
Grand total		442	3,047	1,429	1,881	6,799	409	4,392	3,579	3,729	12,109	851	7,439	5,008	5,610	18,908

Table 10 - Number of registered Unemployed and In Employment jobseekers by EIC and workfare by sex, as at end of May 2023

EIC ¹	Unemployed			In Employment			Total		
	Male	Female	Both sexes	Male	Female	Both sexes	Male	Female	Both sexes
Curepipe	109	260	369	395	383	778	504	643	1,147
Flacq	839	2,629	3,468	2,144	1,891	4,035	2,983	4,520	7,503
Goodlands	371	883	1,254	1,009	913	1,922	1,380	1,796	3,176
Mahebourg	100	395	495	656	730	1,386	756	1,125	1,881
Port Louis	997	1,115	2,112	723	594	1,317	1,720	1,709	3,429
Quartier Militaire	294	777	1,071	911	889	1,800	1,205	1,666	2,871
Quatre Bornes	389	658	1,047	334	419	753	723	1,077	1,800
Riviere des Anguilles	224	690	935	739	687	1,426	963	1,377	2,340
Riviere du Rempart	184	524	708	583	572	1,155	767	1,096	1,863
Rose Belle	160	663	823	979	985	1,964	1,139	1,648	2,787
Rose Hill	304	461	765	319	366	685	623	827	1,450
Triolet	624	1,266	1,890	894	739	1,633	1,518	2,005	3,523
Vacoas	291	612	903	479	581	1,060	770	1,193	1,963
Workfare	1,913	1,176	3,089	0	0	0	1,913	1,176	3,089
Total	6,799	12,109	18,908	10,165	9,749	19,914	16,964	21,858	38,822

¹ Employment Information Centre

Number of registered Unemployed jobseekers by EIC by sex as at end of May 2023

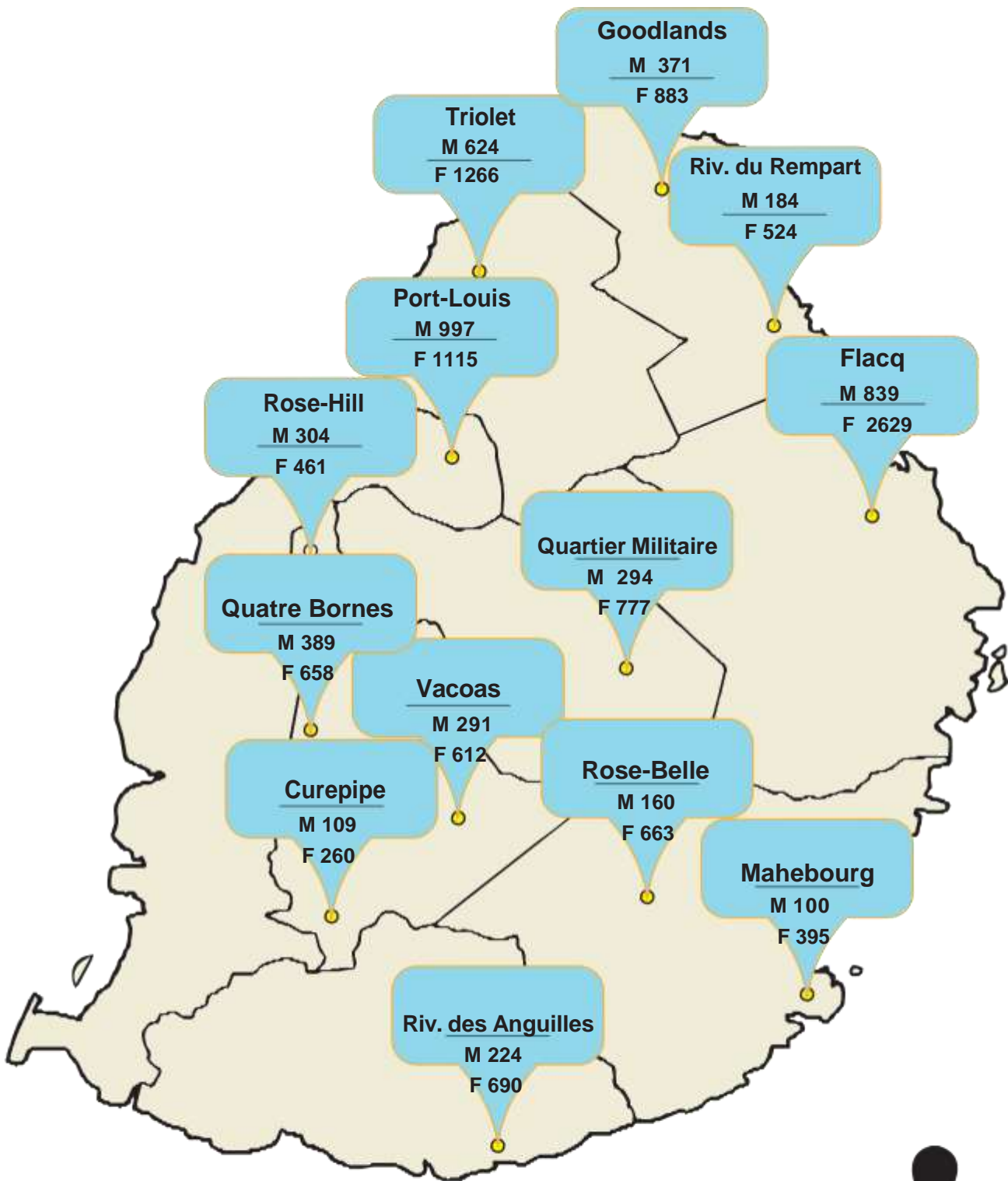


Table 11 - Change in number of registered unemployed by age-group & sex, April 2023 - May 2023

Age-group (years)	April 2023			May 2023			Change		
	Male	Female	Both sexes	Male	Female	Both sexes	Male	Female	Both sexes
16 - 19	442	403	845	442	409	851	0	6	6
20 -29	3094	4,485	7,579	3047	4392	7,439	-47	-93	-140
30 -39	1425	3,593	5,018	1429	3579	5,008	4	-14	-10
40+	1972	3,761	5,733	1881	3729	5,610	-91	-32	-123
Total	6,933	12,242	19,175	6,799	12,109	18,908	-134	-133	-267

Table 12 - Number of registered unemployed by occupational group and sex, as at end of May 2023

Occupational group	Male	Female	Both sexes
Managers	55	48	103
Professionals	223	717	940
Technicians & Associate Professionals	513	862	1,375
Clerical Support Workers	1,237	3,684	4,921
Service and Sales Workers	1,130	3,056	4,186
Skilled Agricultural, Forestry & Fishery Workers	99	45	144
Craft & Related Trades Workers	1,224	476	1,700
Plant & Machinery Operators & Assemblers	788	664	1,452
Elementary Occupation	1,270	1,941	3,211
New Workers Seeking Employment	260	616	876
Total	6,799	12,109	18,908

Figure 1 - Registered unemployed (%) by educational attainment, as at end of May 2023

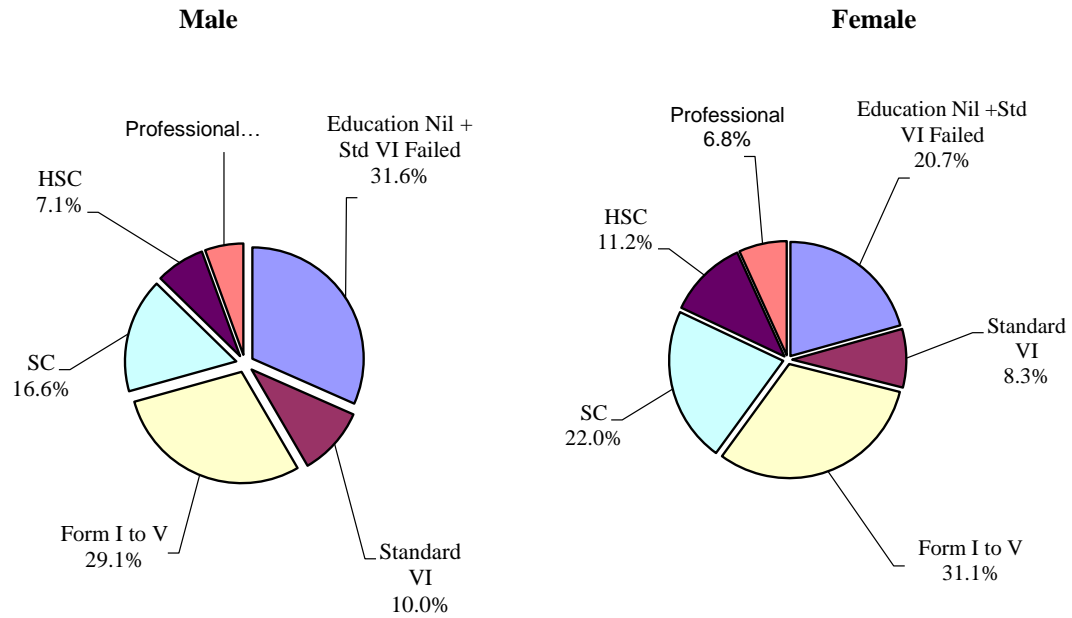


Figure 2 - Number of registered unemployed by age group & sex, as at end of May 2023

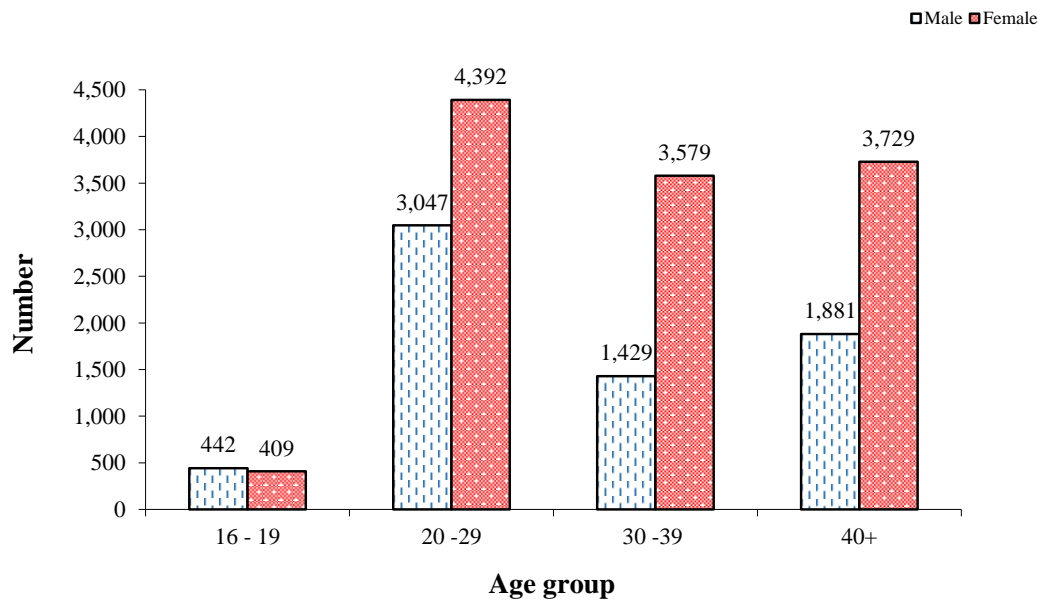


Table 13 - Number of registered unemployed by district & sex, as at end of May 2023

District	Male	Female	Both sexes
Port Louis	997	1,115	2,112
Black River	205	268	473
Plaine Wilhems	1,524	2,213	3,737
Pamplemousses	1,319	2,131	3,450
Rivière du Rempart	424	823	1,247
Moka	429	861	1,290
Flacq	1,028	2,717	3,745
Grand Port	434	1,009	1,443
Savanne	439	972	1,411
Total	6,799	12,109	18,908

Table 14 - Number of registered unemployed by locality & sex, as at end of May 2023

Locality	Male	Female	Both sexes
Baie Du Cap	25	26	51
Bambous	90	126	216
Beau Bassin	156	201	357
Bel Air	164	442	606
Belle Vue Maurel	57	107	164
Bramsthan	63	230	293
Brisee Verdiere	130	307	437
Camp de Masque Pave	68	164	232
Camp Diable	32	56	88
Canot	36	33	69
Case Noyale	17	26	43
Central Flacq	108	297	405
Chemin Grenier	84	182	266
Cottage	46	76	122

Table 14 (cont'd) - Number of registered unemployed by locality & sex, as at end of May 2023

Locality	Male	Female	Both sexes
Curepipe	255	384	639
Dagotiere	53	116	169
Fond Du Sac	61	107	168
Goodlands	127	205	332
Grand Bay	79	108	187
Grand Bois	52	162	214
Grand Gaube	69	83	152
Grand River South East	19	41	60
L'Escalier	75	120	195
La Rosa	76	179	255
Lallmatie	106	299	405
Laventure	31	104	135
Long Mountain	103	250	353
Mahebourg	118	218	336
Mare La Chaux	86	240	326
Medine	45	110	155
Moka	27	58	85
Mont Roches	22	32	54
Montagne Blanche	65	138	203
Old Grand Port	28	51	79
Pamplemousses	213	299	512
Petit Raffray	63	126	189
Petite Riviere	42	67	109
Phoenix	97	165	262
Piton	57	77	134
Plaine des Papayes	153	224	377
Plaine Magnien	35	88	123
Pointe aux Piments	58	97	155

Table 14 (cont'd) - Number of registered unemployed by locality & sex, as at end of May 2023

Locality	Male	Female	Both sexes
Port Louis	997	1,115	2,112
Poste de Flacq	60	169	229
Poudre d'Or	31	53	84
Poudre d'Or Hamlet	23	78	101
Quartier Militaire	95	182	277
Quatre Bornes	427	588	1,015
Quatre Soeurs	50	118	168
Riviere des Creoles	19	36	55
Riviere des Anguilles	83	223	306
Riviere du Poste	15	82	97
Riviere du Rempart	110	218	328
Roche Noires	39	107	146
Rose Belle	95	287	382
Rose Hill	271	305	576
Sebastopol	75	143	218
Souillac	98	191	289
St. Hubert	23	31	54
St. Julien d'Hotman	38	111	149
St. Pierre	151	256	407
Tamarin	13	11	24
Terre Rouge	197	309	506
Triolet	257	430	687
Trois Boutiques	19	51	70
Trou d'Eau Douce	23	53	76
Vacoas	299	541	840
Total	6,799	12,109	18,908

Table 15 - Number of registered unemployed with disabilities by nature of disability and sex, as at end of May 2023

Nature of disability	Male	Female	Both sexes
Abnormal movement of body parts	11	2	13
Blind	1	0	1
Crippled	1	3	4
Deaf	3	2	5
Deaf and Dumb	4	2	6
Deformation of body parts since birth	13	2	15
Disabled following surgical operation or illness	8	5	13
Disabled due to accident	14	2	16
Dumb	2	2	4
Dwarf	1	0	1
Epileptic	5	4	9
Lame	3	1	4
Mental illness	4	6	10
Mentally retarded	13	4	17
Partly blind	3	1	4
Partly deaf	4	6	10
Stammer	4	5	9
Total	94	47	141

Table 16 - Number of UNEMPLOYED new registrants, re-registrants and those who reported for maintaining their registration by Employment Information Centre & sex, May 2023

Employment Information Centre	New registrants			Re-registrants			Those who reported for maintaining their registration		
	Male	Female	Both sexes	Male	Female	Both sexes	Male	Female	Both sexes
Curepipe	9	17	26	14	23	37	21	57	78
Flacq	45	61	106	46	103	149	192	656	848
Mahebourg	11	16	27	14	15	29	7	95	102
Goodlands	15	21	36	20	24	44	76	211	287
Port Louis	56	46	102	62	69	131	155	219	374
Quartier Militaire	24	23	47	27	60	87	68	184	252
Quatre Bornes	20	29	49	27	35	62	86	152	238
Riv. Des Anguilles	12	13	25	12	14	26	46	159	205
Riv. Du Rempart	7	14	21	9	10	19	40	149	189
Rose Belle	10	11	21	9	20	29	45	176	221
Rose Hill	27	38	65	29	40	69	42	85	127
Triolet	23	37	60	28	47	75	115	285	400
Vacoas	12	9	21	20	23	43	46	142	188
Workfare	21	12	33	62	24	86	556	387	943
Total	292	347	639	379	507	886	1,495	2,957	4,452

Table17 - Change in the number of new unemployed registrants by educational attainment and sex , April 2023 - May 2023

Education Level	April 2023			May 2023			Change		
	Male	Female	Both sexes	Male	Female	Both sexes	Male	Female	Both sexes
Education Nil+Std VI (failed)	88	98	186	112	126	238	24	28	52
Standard VI (passed)	21	22	43	27	27	54	6	5	11
Form I to V (including SC failed)	60	49	109	69	46	115	9	-3	6
SC (including HSC failed)	30	44	74	44	68	112	14	24	38
HSC	38	45	83	25	46	71	-13	1	-12
Professional	13	22	35	15	34	49	2	12	14
Total	250	280	530	292	347	639	42	67	109

Table 18 - Number of new unemployed registrants by educational attainment, sex and age group, May 2023

Age group Education level	Male					Female					Both sexes				
	16 - 19	20 - 29	30 - 39	40+	Total	16 - 19	20 - 29	30 - 39	40+	Total	16 - 19	20 - 29	30 - 39	40+	Total
Education Nil+Std VI (failed)	20	36	24	32	112	18	44	34	30	126	38	80	58	62	238
Standard VI (passed)	11	5	2	9	27	6	10	4	7	27	17	15	6	16	54
Form I to V (including SC failed)	27	32	4	6	69	13	22	2	9	46	40	54	6	15	115
SC (including HSC failed)	21	17	4	2	44	22	36	6	4	68	43	53	10	6	112
HSC	7	18	0	0	25	5	38	3	0	46	12	56	3	0	71
Professional	0	12	2	1	15	0	32	1	1	34	0	44	3	2	49
Total	86	120	36	50	292	64	182	50	51	347	150	302	86	101	639

Table 19 - Number of new unemployed registrants by occupational group and sex, May 2023

Occupational group	Male	Female	Both sexes
Managers	2	2	4
Professionals	8	18	26
Technicians & Associate Professionals	21	39	60
Clerical support workers	62	90	152
Service & sales workers	48	70	118
Skilled agricultural, forestry & fishery workers	4	3	7
Craft & related trades workers	45	8	53
Plant & machine operators & assemblers	15	8	23
Elementary occupations	50	62	112
New workers seeking employment	37	47	84
Total	292	347	639

Table 20 - Number of IN EMPLOYMENT new registrants, re-registrants and those who reported for maintaining their registration by Employment Information Centre & sex, May 2023

Employment Information Centre	New registrants			Re-registrants			Those who reported for maintaining their registration		
	Male	Female	Both sexes	Male	Female	Both sexes	Male	Female	Both sexes
Curepipe	3	8	11	25	21	46	98	99	197
Flacq	14	11	25	73	61	134	538	479	1,017
Mahebourg	8	8	16	37	24	61	172	210	382
Goodlands	6	8	14	46	22	68	257	235	492
Port Louis	1	2	3	30	32	62	140	138	278
Quartier Militaire	8	2	10	40	19	59	215	211	426
Quatre Bornes	5	6	11	23	18	41	73	129	202
Riv. Des Anguilles	1	3	4	23	15	38	192	192	384
Riv. Du Rempart	4	7	11	16	8	24	152	136	288
Rose Belle	2	4	6	26	28	54	254	237	491
Rose Hill	5	5	10	15	18	33	89	80	169
Triolet	8	11	19	42	24	66	241	192	433
Vacoas	4	4	8	13	21	34	138	141	279
Workfare	0	0	0	0	0	0	0	0	0
Total	69	79	148	409	311	720	2,559	2,479	5,038

Table 21 - Number of Unemployed and In Employment jobseekers de-registered by EIC and sex, as at end of May 2023

EIC ¹	Unemployed			In Employment			Total		
	Male	Female	Both sexes	Male	Female	Both sexes	Male	Female	Both sexes
Curepipe	25	39	64	50	56	106	75	95	170
Flacq	109	157	266	132	75	207	241	232	473
Goodlands	63	79	142	56	50	106	119	129	248
Mahebourg	21	42	63	53	48	101	74	90	164
Port Louis	136	136	272	72	45	117	208	181	389
Quartier Militaire	48	60	108	58	44	102	106	104	210
Quatre Bornes	61	76	137	26	25	51	87	101	188
Riviere des Anguilles	37	57	94	49	34	83	86	91	177
Riviere du Rempart	21	29	50	40	24	64	61	53	114
Rose Belle	22	55	77	52	57	109	74	112	186
Rose Hill	77	84	161	37	37	74	114	121	235
Triolet	85	101	186	58	56	114	143	157	300
Vacoas	51	58	109	48	37	85	99	95	194
Total	756	973	1,729	731	588	1,319	1,487	1,561	3,048

¹ Employment Information Centre

Table 22 - Number of vacancies notified in EICs¹ by industrial group and sex, May 2023

Industrial group	Male	Female	Either male or female	Total
Agriculture, hunting, forestry and fishing	852	93	423	1,368
Manufacturing	191	17	218	426
<i>of which: Textile</i>	<i>1</i>	<i>1</i>	<i>0</i>	<i>2</i>
<i>Wearing apparel</i>	<i>2</i>	<i>6</i>	<i>33</i>	<i>41</i>
Electricity, gas and water supply	2	0	0	2
Construction	169	1	4	174
Wholesale & retail trade; repair of m/vehicles, motorcycles & personal & household goods	117	24	271	412
Transport, storage and communications	60	2	9	71
Hotels and restaurants	18	8	180	206
Information Technology	0	0	3	3
Financial intermediation	0	0	28	28
Real estate, renting and business activities	9	6	120	135
Education	0	9	13	22
Health and social work	0	16	11	27
Other community, social and personal service activities	180	1	1	182
Private households with employed persons	2	27	1	30
Total	1,600	204	1,282	3,086

¹EICs - Employment Information Centres**Table 23 - Number of vacancies notified in the PRESS by industrial group and sex, May 2023**

Industrial group	Male	Female	Either male or female	Total
Agriculture, hunting, forestry and fishing	0	0	37	37
Manufacturing	0	0	12	12
Electricity, gas and water supply	0	0	0	0
Construction	0	0	87	87
Wholesale & retail trade; repair of m/vehicles, motorcycles & personal & household goods	0	0	8	8
Transportation and storage	0	0	4	4
Hotels and restaurants	0	0	52	52
Financial intermediation	0	0	22	22
Real estate, renting and business activities	0	0	32	32
Public Administration and Defence	0	0	25	25
Education	0	0	31	31
Health and social work	0	0	7	7
Other community, social and personal service activities	0	0	4	4
Total	0	0	321	321

Table 24 - Number of vacancies notified in the press and in EICs by industrial group and skill level, May 2023

Industrial group	Managers	Professionals	Technicians & associate professionals	Clerical support workers	Service workers & sales workers	Skilled agric., forestry & fishery workers	Craft & related trade workers	Plant & machine operators & assemblers	Elementary occupations	Total
Agriculture, hunting and forestry	11	19	94	27	25	353	341	296	239	1,405
Manufacturing	4	4	40	17	5	1	149	184	34	438
<i>of which : Textile</i>	0	0	0	1	0	0	0	1	0	2
<i>Wearing apparel</i>	4	4	8	7	3	0	5	10	0	41
Electricity, gas and water supply	0	0	0	1	0	0	0	0	1	2
Construction	1	10	10	5	3	0	171	19	42	261
Wholesale & retail trade; repair of motor vehicles, motorcycles & personal and household goods	0	1	35	36	114	0	98	29	107	420
Transport, storage & communications	1	0	2	5	1	2	25	34	5	75
Hotels & restaurants	8	9	10	28	141	3	6	1	52	258
Information technology	0	0	0	3	0	0	0	0	0	3
Financial intermediation	16	3	20	7	1	0	0	1	2	50
Real estate, renting and business activities	0	8	0	22	20	0	0	22	95	167
Public administration and defence; compulsory social security	3	13	6	3	0	0	0	0	0	25
Education	3	35	3	4	5	0	0	1	2	53
Health and social work	0	2	5	5	16	1	1	1	3	34
Other community, social and personal service activities	1	0	0	4	1	30	30	0	120	186
Private households with employed persons	0	0	0	0	16	0	0	1	13	30
Total	48	104	225	167	348	390	821	589	715	3,407

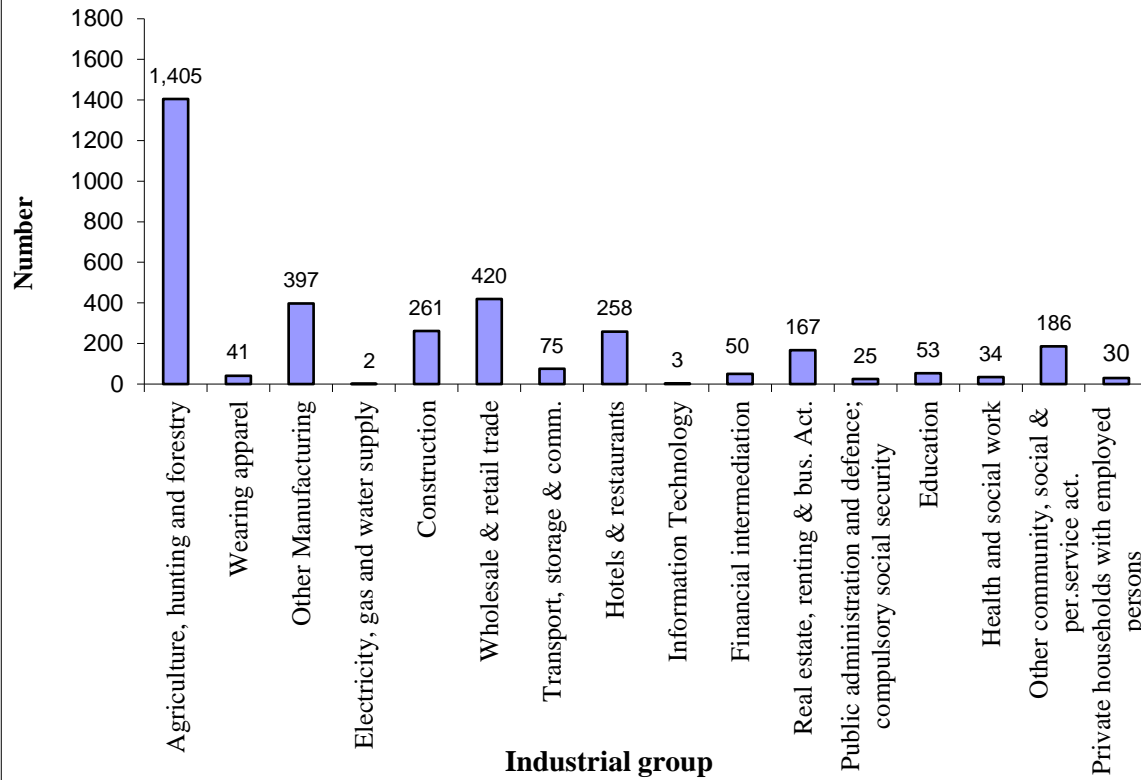
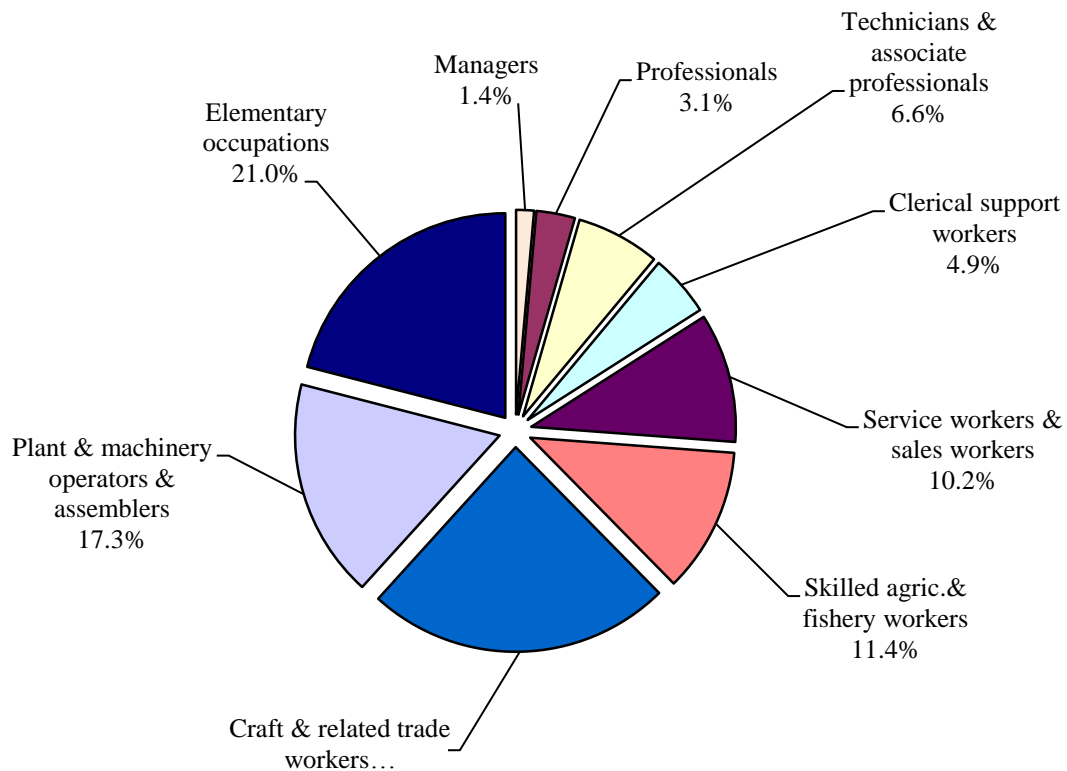
Figure 3 - Number of vacancies by industrial group, May 2023**Figure 4 - Distribution (%) of vacancies by skill level, May 2023**

Table 25 - Change in number of vacancies notified in the press and in EICs by industrial group, April 2023 - May 2023

Industrial group	April 2023	May 2023	Change
Agriculture, hunting and forestry	1,471	1,405	-66
Manufacturing	324	438	114
<i>of which: Textiles</i>	14	2	-12
<i>Wearing apparel</i>	49	41	-8
Electricity, gas and water supply	0	2	2
Construction	556	261	-295
Wholesale & retail trade; repair of motor vehicles, motorcycles, personal and household goods	315	420	105
Transport, storage & communications	7	75	68
Hotels & restaurants	308	258	-50
Information technology	22	3	-19
Financial intermediation	62	50	-12
Real estate, renting and business activities	729	167	-562
Public administration and defence; compulsory social security	21	25	4
Education	25	53	28
Health & social work	67	34	-33
Other community, social and personal service activities	86	186	100
Private households with employed persons	18	30	12
Total	4,011	3,407	-604

Table 26 - Number of placements effected under the Youth Employment Programme (private sector) by industrial group and sex, May 2023

Industrial group	Male	Female	Both sexes
Professional, scientific and technical activities	1	2	3
Other community, social and personal service activities	1	0	1
Total	2	2	4

Table 27 - Result of submission of candidates to employers for job placement effected in May 2023

Employment Information Centre	Vacancies	Applicants referred to employers	Declined offer	Failed to report to employer	Not selected	Result not yet known	Number placed	Placements for previous vacancies
Triolet	122	966	17	468	458	0	23	0
Riviere du Rempart	102	204	0	56	51	78	14	5
Goodlands	461	133	2	28	61	21	21	0
Port Louis	694	431	0	21	342	44	24	0
Rose Hill	281	84	28	0	28	0	13	15
Quatre Bornes	289	188	12	0	153	0	23	0
Vacoas	195	189	44	11	103	3	16	12
Curepipe	126	30	5	0	11	0	11	3
Quartier Militaire	168	121	25	3	69	0	24	0
Flacq	486	278	0	0	251	1	10	16
Rose Belle	94	75	0	0	53	0	22	0
Riviere Des Anguilles	17	215	85	80	24	0	26	0
Mahebourg	51	120	44	13	5	39	17	2
Total	3,086	3,034	262	680	1,609	186	244	53
Vacancies in the Public Sector	48	411	0	0	0	0	0	7
Grand Total	3,134	3,445	262	680	1,609	186	244	60

Table 28 - Number of placements effected by industrial group, occupation and sex, May 2023

Industrial group	Occupation	Male	Female	Both sexes
Agriculture	Administrative Clerk	0	1	1
	Driver, Private Car	2	0	2
	Gardener	2	3	5
	Helper	1	1	2
	Human Resource Officer	0	1	1
	Poultry Farm Worker	2	2	4
	Poultry Farm Worker, Unskilled	0	1	1
	Sugar Production Attendant	1	0	1
	Sub Total	8	9	17
Manufacturing	Accounts Clerk	0	1	1
	Cabinet Maker	2	0	2
	Cashier	0	3	3
	Clerical Officer / Clerk	2	1	3
	Driver, Private Car	1	0	1
	Factory Operator	2	0	2
	Food Packing Operator	1	0	1
	Helper	2	3	5
	Ice Cream Maker	0	3	3
	Machine Operator	1	0	1
	Marketing Officer	0	1	1
	Merchandising Officer	1	0	1
	Outdoor Sales Representative	0	1	1
	Packing Machine Operator	1	0	1
	Pharmaceutical Products			
	Machine Operator	0	1	1
	Quality Controller, Plastic Products	0	1	1
	Receptionist	0	3	3
	Shop Assistant	0	1	1
	Snack Maker	0	2	2
	Storekeeper	1	0	1
	Sub Total	14	21	35
Construction	Building Construction Labourer	4	0	4
	Cleaner, Building/Office	2	0	2
	Construction Carpenter	1	0	1
	Driver, Private Car	2	0	2
	False Ceiling Maker / Fixer	1	0	1
	Lorry Driver, Heavy / Chauffeur Poid-Lourd	1	0	1
	Sub Total	11	0	11
Wholesale & retail trade; repair of motor vehicles, motorcycles & personal and household goods	Accounts Clerk	1	2	3
	Administrative Clerk	1	2	3
	Automobile Mechanic, Petrol and Diesel	2	0	2

Table 28 (cont'd) - Number of placements effected by industrial group, occupation and sex, May 2023

Industrial group	Occupation	Male	Female	Both sexes
Wholesale & retail trade; repair of motor vehicles, motorcycles & personal and household goods (cont'd)	Bakery Operator	2	1	3
	Cashier	1	8	9
	Cleaner	1	0	1
	Cleaner, Car	1	1	2
	Clerical Officer / Clerk	0	4	4
	Cook, General	0	1	1
	Driver/Helper	1	0	1
	Driver, Private Car	5	0	5
	Helper	4	0	4
	Helper, Store	0	2	2
	Marketing Officer	0	1	1
	Pastry Cook	0	1	1
	Sales Assistant	1	0	1
	Sales Invoice Clerk	0	2	2
	Sales Representative	1	0	1
	Salesperson, Retail Trade	1	5	6
	Security Guard	2	0	2
	Shelf Filler	1	2	3
	Shelves Worker	2	6	8
	Shop Assistant	0	7	7
	Storekeeper	2	0	2
	Watchman	1	0	1
	Sub Total	30	45	75
Transportation and Storage	Bus Conductor	1	0	1
	Lorry Driver, Heavy / Chauffeur Poid-Lourd	1	0	1
	Sub Total	2	0	2
Hotels and Restaurants	Cashier	2	2	4
	Cleaner	1	4	5
	Cook, General	1	0	1
	Dish Washer/Plongeur	1	0	1
	Fast Food Operator	0	3	3
	Guest Relations Officer	1	0	1
	Helper	1	0	1
	Housekeeper, Institutional	0	1	1
	Kitchen Helper	2	8	10
	Laundry Attendant	0	1	1
	Room Attendant	0	1	1
	Steward / Stewardess / Stewarding Technician	0	2	2
	Valet/Chambermaid, Hotel	0	1	1
	Waiter/Waitress, General	5	4	9
	Sub Total	14	27	41
Information and Communication	Call Centre Operator	1	6	7
	Software Engineer	0	1	1
	Supply Chain Analyst	1	0	1

Table 28 (cont'd) - Number of placements effected by industrial group, occupation and sex, May 2023

Industrial group	Occupation	Male	Female	Both sexes
Information and Communication (cont'd)	Trainee Customer Service Assistant	1	1	2
	Sub Total	3	8	11
Financial Intermediation	Accounts Clerk	1	1	2
	Debtors Clerk	1	2	3
	Insurance Agent	1	5	6
	Trainee Accounts Clerk	0	1	1
	Trainee Accounts Officer	0	1	1
	Underwriter	0	1	1
	Sub Total	3	11	14
Real estate, renting and business services	Administrative Clerk	1	3	4
	Building Maintenance Handyman	2	0	2
	Butcher, General	1	0	1
	Cashier	0	2	2
	Cleaner	3	4	7
	Cleaner, Building/Office	0	2	2
	Delivery Boy	1	0	1
	Dispenser	0	5	5
	Driver, Private Car	2	0	2
	Electrician	2	0	2
	Gardener	2	0	2
	Handyman/Handywoman, Building Maintenance	1	0	1
	Helper	4	1	5
	Helper, Store	1	0	1
	Hostess, Business	0	2	2
	Housemaid	0	2	2
	Kitchen Helper	0	3	3
	Lorry Driver, Heavy / Chauffeur Poid-Lourd	2	0	2
	Painter, General	2	0	2
	Plumber	4	0	4
	Receptionist	0	2	2
	Sales Assistant	1	0	1
	Sales Representative	1	0	1
	Salesperson, Advertising	1	0	1
	Secretary	0	1	1
	Security Guard	0	1	1
	Service Station Attendant	0	1	1
	Showroom Salesperson	1	0	1
	Spray Painter, Vehicle	1	0	1
	Swimming Pool Technician	1	0	1
	Sub Total	34	29	63
Education	Attendant, Pre-Primary School Children	0	2	2
	Preprimary Teacher	0	1	1
	Sub Total	0	3	3

Table 28 (cont'd) - Number of placements effected by industrial group, occupation and sex, May 2023

Industrial group	Occupation	Male	Female	Both sexes
Health and Social Services	Carer, Home	0	1	1
	Child Care Worker	0	3	3
	Cleaner	3	1	4
	Cook, General	1	1	2
	Dental Assistant	0	1	1
	Housekeeping Attendant	0	1	1
	Laboratory Attendant	1	0	1
	Sub Total	5	8	13
Private Households	Carer, Home	0	2	2
	Housemaid	0	10	10
	Sub Total	0	12	12
Total EIC¹		124	173	297
NED ² : (a) Public Sector		6	1	7
(b) Workfare Programme		18	39	57
(c) Magazine de L'Emploi et des Metiers		12	6	18
(d) Job Management System		2	1	3
(e) Youth Employment Programme (Public & Private)		2	3	5
(f) Back to Work Programme		0	0	0
(g) Dual Training Programme		0	0	0
(h) Trainee Engineer Scheme (Public & Private)		5	2	7
(i) Overseas Vacancies		2	0	2
Total NED		47	52	99
Grand Total		171	225	396

¹ Employment Information Centres² National Employment Department

WORK PERMITS & CERTIFICATES OF EXEMPTION



Table 29 - Number of NEW work permits issued by industrial group, occupation & sex, May 2023

Industrial Group	Occupation	Male	Female	Both sexes
Agriculture, hunting and forestry	Carer	0	2	2
	Field Crop Farmer, General	4	0	4
	Green House and Budding Operator	3	0	3
	Hydroponics Technician	2	0	2
	Operator, Fertiliser Plant	3	0	3
	Poultry Farmer	1	0	1
	Sub Total	13	2	15
Manufacturing	Air Conditioner Installer	1	0	1
	Aluminium Coater	16	0	16
	Aluminium Fabricator	1	0	1
	Automobile Engineering Technician	1	0	1
	Automobile Mechanic, Petrol and Diesel	3	0	3
	Bariman	3	0	3
	Blinds Maker	1	0	1
	Cabinet Maker	11	0	11
	Camera Maintenance Technician	6	0	6
	Carpenter, General	1	0	1
	Dental Aid	1	0	1
	Electrician, General	1	0	1
	Fast Food Operators	2	0	2
	Fish Cutter	30	9	39
	Fish Pond Skilled Worker	6	0	6
	Goldsmith and Silversmith	6	0	6
	Injection Moulding Machine Operator	2	0	2
	Jeweller, General	7	0	7
	Jewellery Technician	1	0	1
	Knitting Machine Operator, Automatic, Circular	2	0	2
	Knitting Machine Operator, Garment	1	0	1
	Laboratory Technician, Chemical Laboratory	4	0	4
	Machine Operator, Bakery Products	1	0	1
	Machine Operator, Colour Film Developing	20	33	53
	Machine Operator, Sewing	88	117	205
	Machine Operator, Spinning, Thread and Yarn	2	0	2
	Metal Polisher, Hand	1	0	1
	Operations Manager	1	0	1
	Plastic Injection Moulding Machine Operator	1	0	1
	Printing Machine Operators, NEC	2	0	2
	Quality Inspector, Products	1	0	1
	Slaughterer	2	0	2
	Supervisor, Machine Operations, Panels	2	0	2
	Trimmer	1	0	1
	Varnisher/Lacquerer Furniture	1	0	1
	Weaving and Knitting Machine Operators, NEC	1	0	1
	Sub Total	231	159	390

Table 29(cont'd) - Number of NEW work permits issued by industrial group, occupation & sex, May 2023

Industrial Group	Occupation	Male	Female	Both sexes
Construction	Accounting Manager	0	1	1
	Aluminium Fabricator	8	0	8
	Assembler Aluminium Products	1	0	1
	Barbender	7	0	7
	Building Painter	2	0	2
	Cabinet Maker	1	0	1
	Carpenter, General	162	0	162
	Civil Engineering Technician	1	0	1
	Construction Carpenter	4	0	4
	Crane Operator	4	0	4
	Driver, Motor Tricycle, Goods	6	0	6
	Driver/Helper	12	0	12
	Electrical Engineering Technician General	1	0	1
	Electrician, General	23	0	23
	Engineer, Hydraulics	1	0	1
	Excavator Loader On P Types	3	0	3
	Gas and Electric Welder, General	5	0	5
	Grader Operator, Cement	1	0	1
	Interpreter	0	1	1
	Managing Supervisors in Construction, NEC	7	0	7
	Mason, General	209	0	209
	Mason, Monument	5	0	5
	Mechanical Engineers, NEC	6	0	6
	Pipe Fitter, General	3	0	3
	Plumber, General	6	0	6
	Rigger, General	5	0	5
	Sheet-Metal Marker	1	0	1
	Steel Fixer	4	0	4
	Stone-Treating Plant Operators, NEC	4	0	4
	Supervisor and Foreman, Building Construction	21	0	21
	Supervisor and Foreman, Reinforced Concrete Working	2	0	2
	Supervisor, Construction Labourers	3	0	3
	Tile Setter	3	0	3
	Turner/Fitter	1	0	1
	Welder, MIG	30	0	30
	Welder, Resistance	1	0	1
	Welders and Flame-Cutters, NEC	3	0	3
	Works Manager	1	0	1
	Sub Total	557	2	559

Table 29(cont'd) - Number of NEW work permits issued by industrial group, occupation & sex, May 2023

Industrial Group	Occupation	Male	Female	Both sexes
Wholesale and retail trade, repair of motor vehicles, motorcycles and personal and household goods	Apprentice Mechanic, Automobile	4	0	4
	Automobile Mechanic, Diesel	1	0	1
	Cook, Hotel/Restaurant	10	0	10
	Cooks, NEC	2	0	2
	Hybrid Car Technical	2	0	2
	Machine Operator, Bakery Products	4	0	4
	Machine Operator, Colour Film Developing	1	0	1
	Other Food and Related Products Processing Trades Workers, NEC	9	0	9
	Pastry Maker	4	0	4
	Technical Manager	1	0	1
	Technician Meteorology	1	0	1
	Sub Total	39	0	39
Transportation and storage and communications	Call Centre Operator	17	0	17
	Cook, Indian Cuisine	1	0	1
	Gas Welder	1	0	1
	Mechanic, Heavy Vehicle	1	0	1
	Poultry Farm Worker (Unskilled)	2	0	2
	Rigger, General	3	0	3
	Supervisor, Panel Checking	1	0	1
	Sub Total	26	0	26
Hotels & Restaurants	Carer	0	1	1
	Chief Steward/Stewardess, Ship	1	0	1
	Cook, Hotel/Restaurant	3	0	3
	Cook, Indian Cuisine	10	0	10
	Executive Pastry Chef	1	0	1
	Head Cook	1	0	1
	Indian Chef	2	0	2
	Machine Operator, Bakery Products	1	0	1
	Machine Operator, Colour Film Developing	2	0	2
	Sous Chef	3	0	3
	Spa Therapist	0	1	1
	Sushi Chef	0	1	1
	Sub Total	24	3	27
Financial Intermediation	Directors/Chief Executives, NEC	1	0	1
	Sub Total	1	0	1
Real Estate Activities	Machine Operator, Colour Film Developing	1	0	1
	Sub Total	1	0	1
Education	Cook, Indian Cuisine	1	0	1
	Sub Total	1	0	1

Table 29(cont'd) - Number of NEW work permits issued by industrial group, occupation & sex, May 2023

Industrial Group	Occupation	Male	Female	Both sexes
Health and social work activities	Cook, Indian Cuisine	1	0	1
	Nurse Educator, Associate Professional	1	0	1
	Sub Total	2	0	2
Other community, social and personal service	Biologist, General	2	3	5
	Language and Literature Secondary Education Teacher	1	0	1
	Oriental Language Teacher	1	0	1
	Religious Worker, Non-Ordained	1	0	1
	Secondary Education Teacher	1	0	1
	Organisation	1	1	2
	Senior Administrator of Muslim Religious Organisation	1	0	1
	Sub Total	8	4	12
Private households with employed persons	Carer	4	0	4
	Poultry Farmer	3	0	3
	Sub Total	7	0	7
Total		910	170	1,080

Table 30 - Number of work permits RENEWED by industrial group, occupation & sex, May 2023

Sector	Occupation	Male	Female	Both sexes
Agriculture, hunting and forestry	Agricultural Field Auxiliary	1	0	1
	Aluminium Fabricator	1	0	1
	Labourer, Foundry	2	0	2
	Livestock Skilled Worker	2	0	2
	Poultry Farmer	5	0	5
	Sub Total	11	0	11
Manufacturing	Agricultural Scientist	2	0	2
	Air Conditioner Installer	1	0	1
	Aluminium Fabricator	1	0	1
	Apprentice Varnisher, Wooden Furniture	1	0	1
	Apprentice, Air Conditioning and Refrigeration	3	0	3
	Assembler Aluminium Products	2	0	2
	Assembler Oven (Gas and Electric)	1	0	1
	Automobile Engineering Technician	1	0	1
	Automobile Mechanic, Petrol and Diesel	1	0	1
	Bariman	3	0	3
	Blacksmith, General	1	0	1
	Brush Maker, Hand	3	1	4
	Building Electrician	1	0	1
	Cabinet Maker	2	0	2
	Circular Bend Machine Operator, Aluminium Products	2	0	2
	Construction Carpenter	1	0	1
	Cook, Indian Cuisine	0	1	1
	Cooks, NEC	2	0	2
	Diamond Cutter	1	0	1
	Dyeing Master	1	0	1
	Electrician, General	4	0	4
	Fibre Glass Maker	2	0	2
	Fibre Glass Workers , NEC	2	0	2
	Fish Cutter	29	98	127
	Flame Cutter, Hand	1	0	1
	Flatening Machine Operator, PVC Frame	2	0	2
	Gas and Electric Welder, General	2	0	2
	Glass Worker, General	1	0	1
	Hydraulic Guillotine Shear Operator	1	0	1
	Hydraulic Press Brake Operator	1	0	1

Table 30 (cont'd)- Number of work permits RENEWED by industrial group, occupation & sex, May 2023

Sector	Occupation	Male	Female	Both sexes
Manufacturing (cont'd)	Industrial-Machinery Mechanics and Fitters, NEC	1	0	1
	Injection Moulding Machine Operator	1	0	1
	Jeweller, General	1	0	1
	Jewellery Technician	1	0	1
	Knitting Machine Operator, Garment	6	0	6
	Looping Machine Operator	2	0	2
	Machine Operator	0	1	1
	Machine Operator, Bakery Products	18	0	18
	Machine Operator, Embroidery	3	0	3
	Machine Operator, Fish Processing	11	0	11
	Machine Operator, Garment Dyeing	1	0	1
	Machine Operator, Leather Preparing	1	0	1
	Machine Operator, Noodle Production	3	0	3
	Machine Operator, Packing	2	0	2
	Machine Operator, Printing, Photography	1	0	1
	Machine Operator, Sewing	312	145	457
	Machine Operator, Sewing Leather	2	0	2
	Machine Operator, Spinning, Thread and Yarn	3	0	3
	Machine Operator, Stone Crushing	1	0	1
	Machine Operator, Tea Coffee Processing	4	0	4
	Machine Operator, Textile Cutting	0	2	2
	Machine Operator, Textile Printing	3	3	6
	Metal Working Machine Setter Operator, General	0	2	2
	Mixer, Bread, Dough	1	0	1
	Motor Vehicle Mechanics and Repairers, NEC	1	0	1
	Offset Press Operator, Single Unit	1	0	1
	Other Chemical Products Machine Operators, NEC	4	0	4
	Pastry Maker	1	0	1
	Plastic Injection Moulding Machine Operator	2	0	2
	Precision-Grinding-Machine Operator	2	0	2
	Recycling Machine Operator, Plastic	2	0	2
	Sewing Technician	1	0	1
	Sheet-Metal Worker, Furniture	2	0	2
	Shoe Making and Related Machine Operators, NEC	1	0	1
	Site Technician	7	0	7
	Spinner, Thread and Yarn	18	0	18

Table 30 (cont'd)- Number of work permits RENEWED by industrial group, occupation & sex, May 2023

Sector	Occupation	Male	Female	Both sexes
Manufacturing (cont'd)	Structural-Steel Worker, Workshop	1	0	1
	Supervisor and Foreman, Diamond Cutting and Polishing ,and Jewellery and Precious Metal Working	1	0	1
	Supervisor and Foreman, Textile Manufacturing	2	0	2
	Supervisor Plumbing, Pipe Fitting	1	0	1
	Tea Plantation Worker, (Unskilled)/Labourer	4	0	4
	Textile Technician	1	0	1
	Trainer, Automobile Mechanic	1	0	1
	Veneer Applier	1	0	1
	Weaving and Knitting Machine Operators, NEC	1	0	1
	Welders and Flame-Cutters, NEC	1	0	1
	Wood Carver;Hand	4	0	4
	Wood-Working-Machine Operator, General	2	0	2
	Working Proprietor, Metal Works & Fabrication	1	0	1
	Sub Total	516	253	769
Electricity, Gas and Water Supply	Machine Operator, Sewing	2	0	2
	Metal Working Machine Setter Operator, General	1	0	1
	Other Manufacturing Labourers, NEC	1	0	1
	Sub Total	4	0	4
Construction	Aluminium Fabricator	1	0	1
	Assembler Aluminium Products	1	0	1
	Barbender	29	0	29
	Bricklayer, Construction	1	0	1
	Bricklayers, Stonemasons, Floor Layers and Tile Setters, NEC	5	0	5
	Building Construction and Maintenance Labourers, NEC	1	0	1
	Building Painter	1	0	1
	Cabinet Maker	2	0	2
	Carpenter, General	98	1	99
	Carpenters and Joiners, NEC	3	0	3
	Concrete Shutterer	9	0	9
	Construction Carpenter	30	0	30
	Cook, Chinese Cuisine	1	0	1
	Cooks, NEC	1	0	1
	Crane Operator	5	0	5
	Driver, Truck, Heavy	2	0	2

Table 30 (cont'd)- Number of work permits RENEWED by industrial group, occupation & sex, May 2023

Sector	Occupation	Male	Female	Both sexes
Construction (cont'd)	Ductman	3	0	3
	Electrical Mechanics and Fitters, NEC	1	0	1
	Electrician, General	3	0	3
	Electronic-Machinery and Equipment Assembler	6	0	6
	Floor Layers and Tile Setters, NEC	1	0	1
	Gas and Electric Welder, General	3	0	3
	Granite Technician	9	0	9
	Head Cook	2	0	2
	Interpreter Clerks, Court	1	0	1
	Interpreter	2	0	2
	Labourer, Digging, Quarry	2	0	2
	Managing Supervisor, Small Construction Company	1	0	1
	Managing Supervisors in Construction, NEC	1	0	1
	Marble Setter	1	0	1
	Mason, General	118	0	118
	Mason, Monument	10	0	10
	Material Planning Clerk	2	0	2
	Mechanic, Construction Machinery	1	0	1
	Mechanic, Electrical	1	0	1
	Plasterer, General	2	0	2
	Plumber, General	8	0	8
	Precision Sawyer; Sawing Machine Setter Operator			
	Panel	1	0	1
	Roof Tiles Plant Operator	2	0	2
	Scaffolder	13	0	13
	Site Manager	1	0	1
	Site Supervisor	2	0	2
	Skid Steer Loader (Bobcat)	1	0	1
	Steel Fixer	17	0	17
	Stock Controller, Petroleum and Gas Products	2	0	2
	Stonemason, Construction	22	0	22
	Structural Steel Operator	1	0	1
	Structural-Steel Worker, Workshop	2	0	2
	Supervisor and Foreman, Building Construction	1	0	1
	Supervisor and Foreman, Quarrying	1	0	1
	Supervisor, Construction Labourers	4	0	4
	Tent Erector	1	0	1
	Tile Setter	45	0	45
	Welder, MIG	1	0	1

Table 30 (cont'd)- Number of work permits RENEWED by industrial group, occupation & sex, May 2023

Sector	Occupation	Male	Female	Both sexes
Construction (cont'd)	Welders and Flame-Cutters, NEC	1	0	1
	Sub Total	486	1	487
Wholesale and retail trade, repair of motor vehicles, motorcycles and personal and household goods	Automobile Engineering Technician	2	0	2
	Automobile Mechanic, Diesel	1	0	1
	Cook, Indian Cuisine	2	0	2
	Electronicien	1	0	1
	Embroiderer, Hand	1	0	1
	Engineer, Electrical and Electronics	1	0	1
	Frigorist	1	0	1
	Fruit and Vegetable Preserver	1	0	1
	Knitter, Garments, Hand	1	0	1
	Machine Operator, Bakery Products	8	0	8
	Machine Operator, Packing	10	0	10
	Machine Operator, Sewing	3	0	3
	Machine Operator, Spice Milling	1	0	1
	Manager, Cold Storage	1	0	1
	Meat Cutter	1	0	1
	Motor Vehicle Mechanics and Repairers, NEC	1	0	1
	Storekeeper	1	0	1
	Supervisor, Panel Checking	2	0	2
	Upholsterer, General	1	0	1
	Welder, MIG	1	0	1
	Sub Total	41	0	41
Transport, Storage and Communications	Apprentice, Coach Builder, Wooden	2	0	2
	Automobile Engineering Technician	1	0	1
	Automobile Mechanic, Petrol and Diesel	6	0	6
	Machine Operator, Splicing, Cable and Rope	1	0	1
	Sub Total	10	0	10
Hotels and Restaurants	Cook, Hotel/Restaurant	2	0	2
	Cook, Indian Cuisine	3	0	3
	Fast Food Operators	2	0	2
	Indian Chef	2	0	2
	Indian Sweet Maker	1	0	1
	Machine Operator, Packing	1	0	1
	Sous Chef	2	0	2
	Spa Therapist	0	4	4
	Sushi Chef	0	1	1
	Sub Total	13	5	18

Table 30 (cont'd)- Number of work permits RENEWED by industrial group, occupation & sex, May 2023

Sector	Occupation	Male	Female	Both sexes
Financial Intermediation	Finance Manager	1	0	1
	Sub Total	1	0	1
Real estate activities	Machine Operator, Packing	1	0	1
	Machine Operator, Sewing	1	0	1
	Other Machinery Mechanics and Fitters, NEC	1	0	1
	Sub Total	3	0	3
Education	Other Teaching Associate Professionals, NEC	1	0	1
	Sub Total	1	0	1
Health and Social Work Activities	Ayurvedic Therapist	2	0	2
	Nursing Officer	2	1	3
	Specialised Nurse	1	0	1
	Sub Total	5	1	6
Other community, social and Personal Service	Carer	0	1	1
	Priest	1	0	1
	Sculptor	1	0	1
	Senior Administrator of Christian Religious Organisation	1	0	1
	Senior Administrator of Hindu Religious Organisation	1	0	1
	Wildlife/Conservation Volunteer	1	0	1
	Sub Total	5	1	6
Total		1,096	261	1,357

Table 31 - Number of new work permits issued and renewed work permits by country of origin & sex, May 2023

Country	New			Renewed			Grand Total
	Male	Female	Both sexes	Male	Female	Both sexes	
Australia	0	1	1	0	0	0	1
Bangladesh	78	155	233	636	218	854	1087
China	10	2	12	27	0	27	39
India	582	1	583	274	8	282	865
Kenya	1	0	1	1	0	1	2
Madagascar	83	7	90	73	30	103	193
Mozambique	57	0	57	0	0	0	57
Nepal	92	0	92	74	1	75	167
Pakistan	3	0	3	0	0	0	3
Seychelles	0	1	1	0	0	0	1
South Africa	1	1	2	0	0	0	2
Sri Lanka	0	0	0	9	3	12	12
Thailand	0	1	1	0	1	1	2
Vietnam	0	1	1	0	0	0	1
Zimbabwe	3	0	3	2	0	2	5
Total	910	170	1,080	1,096	261	1,357	2,437

Figure 5 - Distribution (%) of new work permits & renewed work permits by country of origin, May 2023

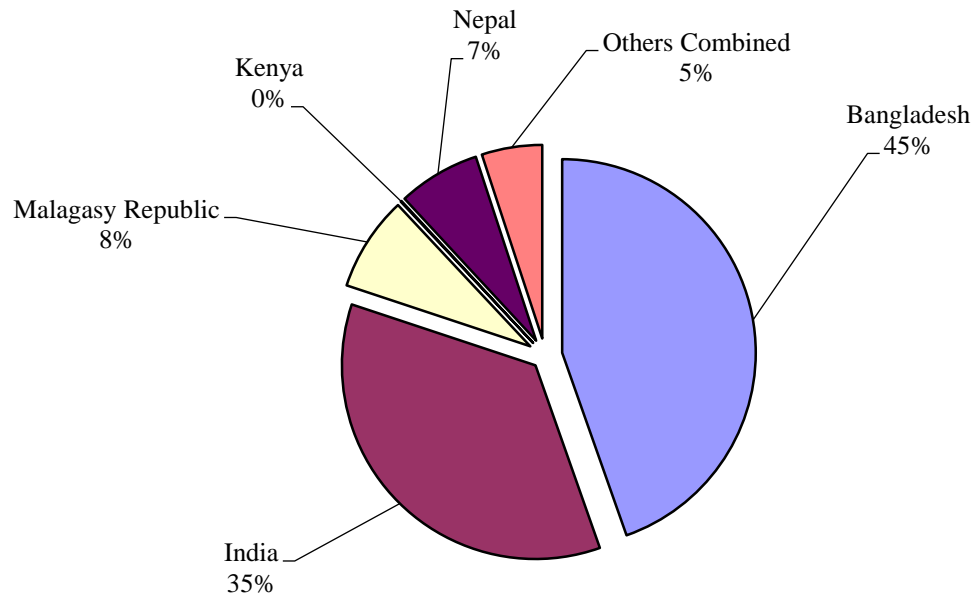


Figure 6 - Number of new work permits & renewed work permits by industrial group, May 2023

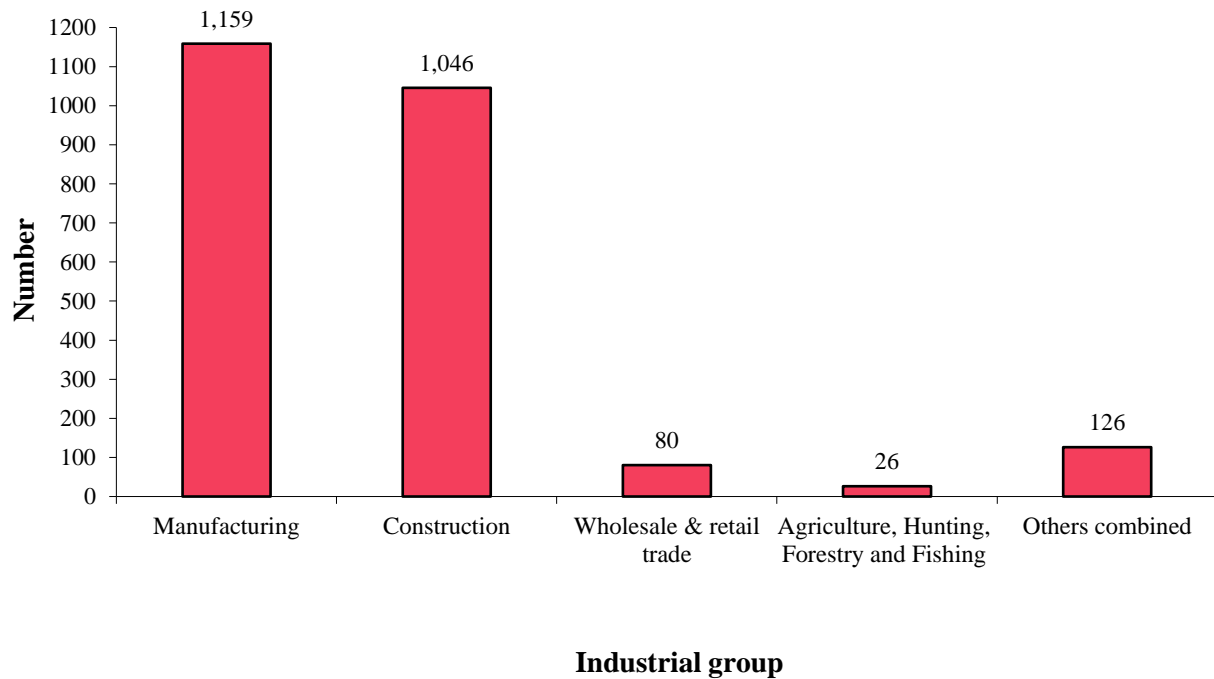


Table 32 - Number of new and renewed work permits by industrial group & sex, May 2023

Industrial group	New			Renewed			Total		
	Male	Female	Both sexes	Male	Female	Both sexes	Male	Female	Both sexes
Agriculture, Hunting, Forestry and Fishing	13	2	15	11	0	11	24	2	26
Manufacturing	231	159	390	516	253	769	747	412	1,159
Electricity, Gas and Water Supply	0	0	0	4	0	4	4	0	4
Construction	557	2	559	486	1	487	1,043	3	1,046
Wholesale And Retail Trade, Repair Of Motor Vehicles, Motorcycles And Personal And Household Goods	39	0	39	41	0	41	80	0	80
Transport and Storage and Communications	26	0	26	10	0	10	36	0	36
Hotels and Restaurants	24	3	27	13	5	18	37	8	45
Financial Intermediation	1	0	1	1	0	1	2	0	2
Real Estate, Renting And Business Activities	1	0	1	3	0	3	4	0	4
Education	1	0	1	1	0	1	2	0	2
Health And Social Work	2	0	2	5	1	6	7	1	8
Other Community, Social And Personal Service	8	4	12	5	1	6	13	5	18
Private households with employed persons	7	0	7	0	0	0	7	0	7
Total	910	170	1,080	1,096	261	1,357	2,006	431	2,437

Table 33 - Number of certificates of exemption issued and renewed by country of origin & sex, May 2023

Country	New	Renewed	Grand Total
Armenia	1	0	1
Bangladesh	0	16	16
Canada	1	0	1
China	0	1	1
Czech Republic	1	0	1
France	3	5	8
Ghana	2	0	2
India	35	460	495
Japan	1	0	1
Madagascar	19	0	19
Nepal	0	29	29
Sri Lanka	2	0	2
Togo	0	1	1
United Kingdom	1	0	1
United States of America	1	0	1
Total	67	512	579

Table 34 - Number of valid work permits and certificates of exemption by industrial group & sex, as at end of May 2023

Industrial group	Valid Work Permits			Certificates of Exemption			Grand Total		
	Male	Female	Both sexes	Male	Female	Both sexes	Male	Female	Both sexes
Agriculture, Hunting, Forestry and Fishing	945	12	957	272	0	272	1,217	12	1,229
Mining And Quarrying	8	0	8	0	0	0	8	0	8
Manufacturing	15,974	4,110	20,084	4	0	4	15,978	4,110	20,088
Electricity, Gas And Water Supply	19	0	19	0	0	0	19	0	19
Construction	5,892	17	5,909	5,330	2	5,332	11,222	19	11,241
Wholesale And Retail Trade, Repair Of Motor Vehicles, Motorcycles And Personal And Household Goods	1,689	19	1,708	3	0	3	1,692	19	1,711
Transport, Storage And Communications	209	176	385	3	0	3	212	176	388
Hotels And Restaurants	494	48	542	0	1	1	494	49	543
Information Technology	12	4	16	0	0	0	12	4	16
Financial Intermediation	30	4	34	21	16	37	51	20	71
Real Estate, Renting And Business Activities	289	14	303	0	0	0	289	14	303
Public Administration And Defence; Compulsory Social Security	4	2	6	68	27	95	72	29	101
Education	10	11	21	44	42	86	54	53	107
Health And Social Work	142	112	254	3	1	4	145	113	258
Other Community, Social And Personal Service	511	108	619	47	27	74	558	135	693
Private Households With Employed Persons	74	56	130	0	0	0	74	56	130
Extra-territorial Organisations and Bodies	0	0	0	15	21	36	15	21	36
Total	26,302	4,693	30,995	5,810	137	5,947	32,112	4,830	36,942

Table 35 - Number of valid work permits (more than 50) by occupation & sex, as at end of May 2023

Occupation	Male	Female	Total
Machine Operator, Sewing	9440	2668	12,108
Mason, General	2004	3	2,007
Fish Cutter	540	946	1,486
Carpenter, General	1252	2	1,254
Helper	1144	0	1,144
Machine Operator, Colour Film Developing	520	279	799
Machine Operator, Bakery Products	713	1	714
Cabinet Maker	526	1	527
Machine Operator, Packing	405	6	411
Barbender	397	0	397
Helper - Civil Works	346	0	346
Rebar Fitter Grade II	340	0	340
Electrician, General	334	0	334
Machine Operator, Spinning, Thread And Yarn	297	1	298
Steel Fixer	283	0	283
Carpenter Grade II	244	0	244
Aluminium Fabricator	243	0	243
Welder, Mig	237	0	237
Spinner, Thread And Yarn	220	3	223
Construction Carpenter	220	0	220
Mason Grade II	212	0	212
Plumber, General	210	0	210
Call Centre Operator	84	117	201
Mason Grade I	200	0	200
Pastry Maker	193	4	197
Cook, Indian Cuisine	164	4	168
Tile Setter	158	0	158
Khalasi	142	0	142
Gas And Electric Welder, General	140	0	140
Unskilled Grade II	140	0	140
Green House And Budding Operator	139	0	139
Cook, Hotel/Restaurant	136	1	137
Nursing Officer	58	61	119
Concrete Shutterer	101	0	101
Fisherman	100	0	100
Technician Grade Ii	94	0	94
Factory Mechanic Operator, Sugar Processing	93	0	93
Vegetable Farm Worker, (Unskilled)/Labourer	93	0	93

Table 35 (Cont'd) - Number of valid work permits (more than 50) by occupation & sex, as at end of May 2023

Occupation	Male	Female	Total
Machine Operator, Textile Printing	76	16	92
Metal Working Machine Setter Operator, General	78	14	92
Poultry Farmer	88	0	88
Mason, Monument	86	0	86
Jeweller, General	85	0	85
Upholsterer, General	83	0	83
Machine Operator, Drying, Laundry	82	0	82
Knitting Machine Operator, Garment	81	0	81
Operator	81	0	81
Weaving And Knitting Machine Operators, Nec	75	0	75
Stonemason, Construction	74	0	74
Senior Administrator Of Christian Religious Organisation	42	31	73
Supervisor, Call Centre	17	55	72
Carer	37	34	71
Housemaid	49	21	70
Sugarcane Farm Worker (Unskilled)	70	0	70
Brush Maker, Hand	43	26	69
Carpenter Grade I	69	0	69
Plastic Injection Moulding Machine Operator	68	0	68
Poultry Farm Worker (Unskilled)	67	0	67
Supervisor	65	0	65
Welders And Flame-Cutters, Nec	63	0	63
Frigorist	61	0	61
Machine Operator, Sewing Leather	55	3	58
Architect, Landscape	57	0	57
Injection Moulding Machine Operator	57	0	57
Rebar Fitter Sg II	56	0	56
Gas Welder	54	0	54
Machine Operator, Fish Processing	27	27	54
Machine Operator, Foodstuffs Dehydrating	46	8	54
Rigger, General	54	0	54
Site Technician	52	0	52
Unskilled	52	0	52
<i>Others</i>	<i>2090</i>	<i>361</i>	<i>2,451</i>

Table 36 - Number of valid work permits and certificates of exemption by country of origin & sex, as at end of May 2023

Country of origin	Valid Work Permits			Certificates of exemption			Grand Total		
	Male	Female	Both sexes	Male	Female	Both sexes	Male	Female	Both sexes
Armenia	0	0	0	1	0	1	1	0	1
Australia	6	2	8	2	1	3	8	3	11
Bangladesh	11,905	2,897	14,802	75	0	75	11,980	2,897	14,877
Belgium	2	2	4	1	0	1	3	2	5
Botswana	0	0	0	1	1	2	1	1	2
Brazil	5	2	7	0	0	0	5	2	7
Burkina Faso	3	0	3	0	0	0	3	0	3
Burundi	1	0	1	1	1	2	2	1	3
Cameroon	8	2	10	0	0	0	8	2	10
Canada	1	4	5	0	2	2	1	6	7
China, People's Republic of	272	33	305	14	22	36	286	55	341
Comoro Islands	0	1	1	0	0	0	0	1	1
Congo	3	4	7	0	0	0	3	4	7
Croates	0	0	0	1	0	1	1	0	1
Cuba	1	0	1	1	0	1	2	0	2
Czech Republic	0	1	1	0	1	1	0	2	2
Djibouti	0	1	1	0	1	1	0	2	2
Egypt	2	0	2	0	0	0	2	0	2
El Salvador	0	0	0	1	0	1	1	0	1
Ethiopia	3	0	3	4	0	4	7	0	7
France	34	22	56	73	85	158	107	107	214
Germany	2	2	4	2	0	2	4	2	6
Ghana	8	1	9	2	1	3	10	2	12
Greece	0	0	0	1	0	1	1	0	1
Guinea	4	0	4	0	0	0	4	0	4
Honduras	1	0	1	0	0	0	1	0	1
Hong Kong	1	0	1	0	0	0	1	0	1
India	9,927	285	10,212	5,195	5	5,200	15,122	290	15,412
Indonesia	17	24	41	70	3	73	87	27	114
Ireland	1	1	2	0	0	0	1	1	2
Italy	4	2	6	1	0	1	5	2	7
Ivory Coast	14	1	15	0	0	0	14	1	15
Japan	0	0	0	3	3	6	3	3	6
Jordan	0	0	0	1	0	1	1	0	1
Kenya	48	79	127	1	1	2	49	80	129
Korea, Republic of	3	0	3	3	0	3	6	0	6
Laos	0	1	1	0	0	0	0	1	1
Luthiana	0	1	1	0	0	0	0	1	1
Malagasy Republic	2,674	1,065	3,739	203	0	203	2,877	1,065	3,942
Malaysia	0	2	2	0	0	0	0	2	2
Maldives Island	1	0	1	0	0	0	1	0	1

Table 36 (Cont'd) - Number of valid work permits and certificates of exemption by country of origin & sex, as at end of May 2023

Country of origin	Valid Work Permits			Certificates of exemption			Grand Total		
	Male	Female	Both sexes	Male	Female	Both sexes	Male	Female	Both sexes
Mexico	2	0	2	0	0	0	2	0	2
Morocco	3	2	5	0	0	0	3	2	5
Mozambique	59	0	59	1	1	2	60	1	61
Nepal	845	17	862	73	0	73	918	17	935
Nigeria	10	0	10	1	0	1	11	0	11
Pakistan	12	0	12	0	0	0	12	0	12
Philippines	7	19	26	20	0	20	27	19	46
Poland	3	0	3	0	0	0	3	0	3
Romania	0	0	0	1	0	1	1	0	1
Russia	0	1	1	0	0	0	0	1	1
Rwanda	1	0	1	1	3	4	2	3	5
Senegal	6	2	8	0	0	0	6	2	8
Serbia	0	0	0	3	0	3	3	0	3
Seychelles	2	1	3	3	1	4	5	2	7
Singapore	0	0	0	7	0	7	7	0	7
Slovakia	0	1	1	0	0	0	0	1	1
South Africa	20	12	32	9	4	13	29	16	45
South Korea	2	0	2	0	0	0	2	0	2
Spain	3	1	4	0	0	0	3	1	4
Sri Lanka	326	176	502	5	0	5	331	176	507
Swaziland	0	0	0	0	1	1	0	1	1
Switzerland	3	0	3	0	0	0	3	0	3
Syria	1	0	1	0	0	0	1	0	1
Taiwan	2	1	3	2	0	2	4	1	5
Tanzania	2	0	2	1	0	1	3	0	3
Thailand	1	4	5	0	0	0	1	4	5
Togo	0	0	0	1	0	1	1	0	1
Tunisia	3	2	5	0	0	0	3	2	5
Turkey	3	0	3	0	0	0	3	0	3
Uganda	0	4	4	3	1	4	3	5	8
United Arab of Emirates	0	0	0	1	0	1	1	0	1
United Kingdom	8	5	13	10	0	10	18	5	23
United States of America	2	4	6	7	0	7	9	4	13
Vietnam	1	1	2	0	0	0	1	1	2
Yemen	2	0	2	0	0	0	2	0	2
Zambia	0	1	1	1	0	1	1	1	2
Zimbabwe	22	4	26	2	0	2	24	4	28
Total	26,302	4,693	30,995	5,809	138	5,947	32,111	4,831	36,942

Table 37 - Number of valid work permits and certificates of exemption by industrial group, country of origin & sex, as at end of May 2023

Industrial Group	Country Name	Valid Work Permits			Certificates of Exemption			Grand Total		
		Male	Female	Total	Male	Female	Total	Male	Female	Total
Agriculture, Forestry And Fishing	Bangladesh	562	0	562	0	0	0	562	0	562
	China	0	0	0	8	0	8	8	0	8
	Ethiopia	2	0	2	0	0	0	2	0	2
	France	1	0	1	0	0	0	1	0	1
	Ghana	0	0	0	2	0	2	2	0	2
	India	218	2	220	1	0	1	219	2	221
	Indonesia	0	0	0	66	0	66	66	0	66
	Kenya	27	1	28	0	0	0	27	1	28
	Madagascar	120	8	128	163	0	163	283	8	291
	Nepal	12	0	12	0	0	0	12	0	12
	Philippines	0	1	1	20	0	20	20	1	21
	South Africa	1	0	1	5	0	5	6	0	6
	Sri Lanka	0	0	0	5	0	5	5	0	5
	Taiwan	2	0	2	2	0	2	4	0	4
	Sub Total	945	12	957	272	0	272	1,217	12	1,229
Mining And Quarrying	Bangladesh	8	0	8	0	0	0	8	0	8
	Sub Total	8	0	8	0	0	0	8	0	8
Manufacturing	Bangladesh	8,556	2,878	11,434	0	0	0	8,556	2,878	11,434
	China	20	19	39	0	0	0	20	19	39
	France	4	2	6	4	0	4	8	2	10
	India	4,810	138	4,948	0	0	0	4,810	138	4,948
	Indonesia	1	0	1	0	0	0	1	0	1
	Ivory Coast	4	0	4	0	0	0	4	0	4
	Kenya	17	76	93	0	0	0	17	76	93
	Laos	0	1	1	0	0	0	0	1	1
	Madagascar	2,137	817	2,954	0	0	0	2,137	817	2,954
	Morocco	0	2	2	0	0	0	0	2	2
	Mozambique	2	0	2	0	0	0	2	0	2
	Nepal	103	1	104	0	0	0	103	1	104
	Philippines	0	1	1	0	0	0	0	1	1
	South Africa	1	0	1	0	0	0	1	0	1
	Spain	1	0	1	0	0	0	1	0	1
	Sri Lanka	309	174	483	0	0	0	309	174	483
	United Kingdom	1	0	1	0	0	0	1	0	1
	United States Of America	0	1	1	0	0	0	0	1	1
	Zimbabwe	8	0	8	0	0	0	8	0	8
	Sub Total	15,974	4,110	20,084	4	0	4	15,978	4,110	20,088
Electricity, Gas And Water Supply	Bangladesh	19	0	19	0	0	0	19	0	19
	Sub Total	19	0	19	0	0	0	19	0	19
Construction	Australia	0	0	0	1	0	1	1	0	1
	Bangladesh	1,234	1	1,235	74	0	74	1,308	1	1,309
	China	228	9	237	0	0	0	228	9	237
	Comoro Islands	0	1	1	0	0	0	0	1	1
	France	0	0	0	2	0	2	2	0	2
	Ghana	5	0	5	0	0	0	5	0	5
	Hong Kong	1	0	1	0	0	0	1	0	1
	India	3,696	3	3,699	5,137	2	5,139	8,833	5	8,838
	Indonesia	0	2	2	0	0	0	0	2	2
	Madagascar	97	0	97	35	0	35	132	0	132
	Mozambique	57	0	57	0	0	0	57	0	57
	Nepal	573	1	574	73	0	73	646	1	647

Table 37 (Cont'd) - Number of valid work permits and certificates of exemption by industrial group, country of origin & sex, as at end of May 2023

Industrial Group	Country Name	Valid Work Permits			Certificates of Exemption			Grand Total		
		Male	Female	Total	Male	Female	Total	Male	Female	Total
Construction (cont'd)	Nigeria	1	0	1	0	0	0	1	0	1
	Singapore	0	0	0	7	0	7	7	0	7
	South Africa	0	0	0	1	0	1	1	0	1
	Sub Total	5,892	17	5,909	5,330	2	5,332	11,222	19	11,241
Wholesale And Retail Trade,	Bangladesh	1,127	5	1,132	0	0	0	1,127	5	1,132
	Brazil	0	1	1	0	0	0	0	1	1
	China	8	0	8	0	0	0	8	0	8
	France	1	0	1	0	0	0	1	0	1
	Ghana	1	0	1	0	0	0	1	0	1
	India	322	2	324	3	0	3	325	2	327
	Indonesia	16	0	16	0	0	0	16	0	16
	Italy	1	0	1	0	0	0	1	0	1
	Madagascar	110	8	118	0	0	0	110	8	118
	Nepal	99	2	101	0	0	0	99	2	101
	Pakistan	1	0	1	0	0	0	1	0	1
	Philippines	0	1	1	0	0	0	0	1	1
	South Africa	1	0	1	0	0	0	1	0	1
	Spain	1	0	1	0	0	0	1	0	1
	Yemen	1	0	1	0	0	0	1	0	1
	Sub Total	1,689	19	1,708	3	0	3	1,692	19	1,711
Transport, Storage And Communications	Bangladesh	37	0	37	0	0	0	37	0	37
	China	1	0	1	0	0	0	1	0	1
	Czech Republic	0	1	1	0	0	0	0	1	1
	Djibouti	0	1	1	0	0	0	0	1	1
	Greece	0	0	0	1	0	1	1	0	1
	India	47	0	47	0	0	0	47	0	47
	Indonesia	0	0	0	2	0	2	2	0	2
	Korea	2	0	2	0	0	0	2	0	2
	Madagascar	116	174	290	0	0	0	116	174	290
	Nepal	4	0	4	0	0	0	4	0	4
	South Korea	2	0	2	0	0	0	2	0	2
	Sub Total	209	176	385	3	0	3	212	176	388
Hotels And Restaurants	Bangladesh	93	0	93	0	0	0	93	0	93
	Belgium	1	0	1	0	0	0	1	0	1
	Brazil	0	1	1	0	0	0	0	1	1
	Canada	0	1	1	0	0	0	0	1	1
	China	13	1	14	0	0	0	13	1	14
	Egypt	1	0	1	0	0	0	1	0	1
	France	0	0	0	0	1	1	0	1	1
	India	280	8	288	0	0	0	280	8	288
	Indonesia	0	3	3	0	0	0	0	3	3
	Madagascar	15	4	19	0	0	0	15	4	19
	Maldives Island	1	0	1	0	0	0	1	0	1
	Mexico	1	0	1	0	0	0	1	0	1
	Morocco	3	0	3	0	0	0	3	0	3
	Nepal	43	9	52	0	0	0	43	9	52
	Philippines	3	3	6	0	0	0	3	3	6
	Russia	0	1	1	0	0	0	0	1	1
	Senegal	6	2	8	0	0	0	6	2	8
	South Africa	4	5	9	0	0	0	4	5	9
	Sri Lanka	6	0	6	0	0	0	6	0	6
	Switzerland	1	0	1	0	0	0	1	0	1
	Syria	1	0	1	0	0	0	1	0	1
	Taiwan	0	1	1	0	0	0	0	1	1

Table 37 (Cont'd) - Number of valid work permits and certificates of exemption by industrial group, country of origin & sex, as at end of May 2023

Industrial Group	Country Name	Valid Work Permits			Certificates of Exemption			Grand Total		
		Male	Female	Total	Male	Female	Total	Male	Female	Total
Hotels And Restaurants (cont'd)	Thailand	1	4	5	0	0	0	1	4	5
	Tunisia	3	2	5	0	0	0	3	2	5
	Turkey	3	0	3	0	0	0	3	0	3
	United States Of									
	America	0	1	1	0	0	0	0	1	1
	Vietnam	1	1	2	0	0	0	1	1	2
	Zimbabwe	14	1	15	0	0	0	14	1	15
	Sub Total	494	48	542	0	1	1	494	49	543
Information Technology	Bangladesh	6	0	6	0	0	0	6	0	6
	France	2	2	4	0	0	0	2	2	4
	India	2	1	3	0	0	0	2	1	3
	Madagascar	0	1	1	0	0	0	0	1	1
	Pakistan	1	0	1	0	0	0	1	0	1
	United Kingdom	1	0	1	0	0	0	1	0	1
	Sub Total	12	4	16	0	0	0	12	4	16
Financial Intermediation	Bangladesh	1	0	1	0	0	0	1	0	1
	Botswana	0	0	0	0	1	1	0	1	1
	Burundi	0	0	0	0	1	1	0	1	1
	Canada	0	0	0	0	1	1	0	1	1
	Djibouti	0	0	0	0	1	1	0	1	1
	Ethiopia	0	0	0	2	0	2	2	0	2
	France	0	0	0	5	5	10	5	5	10
	India	23	4	27	1	0	1	24	4	28
	Madagascar	0	0	0	4	0	4	4	0	4
	Mozambique	0	0	0	1	1	2	1	1	2
	Rwanda	0	0	0	0	3	3	0	3	3
	Seychelles	0	0	0	2	1	3	2	1	3
	South Africa	0	0	0	0	1	1	0	1	1
	Sri Lanka	5	0	5	0	0	0	5	0	5
	Swaziland	0	0	0	0	1	1	0	1	1
	United Kingdom	1	0	1	0	0	0	1	0	1
	United States Of									
	America	0	0	0	3	0	3	3	0	3
	Zambia	0	0	0	1	0	1	1	0	1
	Zimbabwe	0	0	0	2	0	2	2	0	2
Sub Total	30	4	34	21	16	37	51	20	71	
Real Estate, Renting And Business Activities	Bangladesh	128	2	130	0	0	0	128	2	130
	Belgium	0	1	1	0	0	0	0	1	1
	Cameroon	0	1	1	0	0	0	0	1	1
	China	2	1	3	0	0	0	2	1	3
	France	3	2	5	0	0	0	3	2	5
	Germany	1	0	1	0	0	0	1	0	1
	Ghana	1	0	1	0	0	0	1	0	1
	India	126	2	128	0	0	0	126	2	128
	Madagascar	20	3	23	0	0	0	20	3	23
	Malasia	0	1	1	0	0	0	0	1	1
	Nepal	4	0	4	0	0	0	4	0	4
	Pakistan	1	0	1	0	0	0	1	0	1
	South Africa	0	1	1	0	0	0	0	1	1
	Sri Lanka	2	0	2	0	0	0	2	0	2
	Yemen	1	0	1	0	0	0	1	0	1
	Sub Total	289	14	303	0	0	0	289	14	303

Table 37 (Cont'd) - Number of valid work permits and certificates of exemption by industrial group, country of origin & sex, as at end of May 2023

Industrial Group	Country Name	Valid Work Permits			Certificates of Exemption			Grand Total		
		Male	Female	Total	Male	Female	Total	Male	Female	Total
Public Administration And Defence; Compulsory Social Security	Australia	1	0	1	0	0	0	1	0	1
	China	0	0	0	2	17	19	2	17	19
	Croates	0	0	0	1	0	1	1	0	1
	Cuba	0	0	0	1	0	1	1	0	1
	El Salvador	0	0	0	1	0	1	1	0	1
	France	0	2	2	5	9	14	5	11	16
	India	3	0	3	41	0	41	44	0	44
	Italy	0	0	0	1	0	1	1	0	1
	Japan	0	0	0	2	1	3	2	1	3
	Korea	0	0	0	3	0	3	3	0	3
	Romania	0	0	0	1	0	1	1	0	1
	Serbia	0	0	0	1	0	1	1	0	1
	South Africa	0	0	0	1	0	1	1	0	1
	Togo	0	0	0	1	0	1	1	0	1
	United Kingdom	0	0	0	7	0	7	7	0	7
	Sub Total	4	2	6	68	27	95	72	29	101
Education	Australia	0	1	1	1	0	1	1	1	2
	Bangladesh	1	0	1	0	0	0	1	0	1
	Canada	0	0	0	0	1	1	0	1	1
	China	0	3	3	2	5	7	2	8	10
	Czech Republic	0	0	0	1	0	1	1	0	1
	Ethiopia	0	0	0	1	0	1	1	0	1
	France	0	0	0	28	34	62	28	34	62
	Germany	0	0	0	1	0	1	1	0	1
	India	6	3	9	3	2	5	9	5	14
	Nepal	1	1	2	0	0	0	1	1	2
	Nigeria	1	0	1	1	0	1	2	0	2
	South Africa	1	2	3	2	0	2	3	2	5
	United Kingdom	0	0	0	3	0	3	3	0	3
	United States Of America	0	1	1	1	0	1	1	1	2
	Sub Total	10	11	21	44	42	86	54	53	107
Health And Social Work	Bangladesh	1	1	2	0	0	0	1	1	2
	France	0	1	1	0	1	1	0	2	2
	India	126	94	220	2	0	2	128	94	222
	Madagascar	10	5	15	0	0	0	10	5	15
	Philippines	2	6	8	0	0	0	2	6	8
	Serbia	0	0	0	1	0	1	1	0	1
	South Africa	0	2	2	0	0	0	0	2	2
	Sri Lanka	2	0	2	0	0	0	2	0	2
	Uganda	0	1	1	0	0	0	0	1	1
	United Kingdom	0	1	1	0	0	0	0	1	1
	United States Of America	1	0	1	0	0	0	1	0	1
	Zimbabwe	0	1	1	0	0	0	0	1	1
	Sub Total	142	112	254	3	1	4	145	113	258
Other Community, Social And Personal Service	Armenia	0	0	0	1	0	1	1	0	1
	Australia	5	1	6	0	1	1	5	2	7
	Bangladesh	102	3	105	1	0	1	103	3	106
	Belgium	1	1	2	0	0	0	1	1	2
	Botswana	0	0	0	1	0	1	1	0	1
	Brazil	5	0	5	0	0	0	5	0	5
	Burkina Faso	3	0	3	0	0	0	3	0	3
	Burundi	1	0	1	1	0	1	2	0	2

Table 37 (Cont'd) - Number of valid work permits and certificates of exemption by industrial group, country of origin & sex, as at end of May 2023

Industrial Group	Country Name	Valid Work Permits			Certificates of Exemption			Grand Total		
		Male	Female	Total	Male	Female	Total	Male	Female	Total
Other Community, Social And Personal Service (Cont'd)	Cameroon	8	0	8	0	0	0	8	0	8
	Canada	1	3	4	0	0	0	1	3	4
	China	0	0	0	2	0	2	2	0	2
	Congo	3	4	7	0	0	0	3	4	7
	Cuba	1	0	1	0	0	0	1	0	1
	Egypt	1	0	1	0	0	0	1	0	1
	Ethiopia	1	0	1	1	0	1	2	0	2
	France	23	13	36	17	21	38	40	34	74
	Germany	1	2	3	1	0	1	2	2	4
	Ghana	1	0	1	0	0	0	1	0	1
	Guinea	4	0	4	0	0	0	4	0	4
	Honduras	1	0	1	0	0	0	1	0	1
	India	250	13	263	7	1	8	257	14	271
	Indonesia	0	19	19	2	1	3	2	20	22
	Ireland	1	1	2	0	0	0	1	1	2
	Italy	3	2	5	0	0	0	3	2	5
	Ivory Coast	10	0	10	0	0	0	10	0	10
	Jordan	0	0	0	1	0	1	1	0	1
	Kenya	3	0	3	1	1	2	4	1	5
	Korea	1	0	1	0	0	0	1	0	1
	Lithuania	0	1	1	0	0	0	0	1	1
	Madagascar	32	30	62	1	0	1	33	30	63
	Malasia	0	1	1	0	0	0	0	1	1
	Mexico	1	0	1	0	0	0	1	0	1
	Nigeria	8	0	8	0	0	0	8	0	8
	Pakistan	9	0	9	0	0	0	9	0	9
	Philippines	1	1	2	0	0	0	1	1	2
	Poland	3	0	3	0	0	0	3	0	3
	Rwanda	1	0	1	1	0	1	2	0	2
	Serbia	0	0	0	1	0	1	1	0	1
	Seychelles	2	1	3	0	0	0	2	1	3
	Slovakia	0	1	1	0	0	0	0	1	1
	South Africa	12	2	14	0	1	1	12	3	15
	Spain	1	1	2	0	0	0	1	1	2
	Sri Lanka	1	0	1	0	0	0	1	0	1
	Switzerland	2	0	2	0	0	0	2	0	2
	Tanzania	2	0	2	1	0	1	3	0	3
	Uae	0	0	0	1	0	1	1	0	1
	Uganda	0	3	3	3	1	4	3	4	7
	United Kingdom	5	4	9	0	0	0	5	4	9
	United States Of America	1	1	2	3	0	3	4	1	5
	Sub Total	511	108	619	47	27	74	558	135	693
Private Households With Employed Persons	Bangladesh	30	7	37	0	0	0	30	7	37
	Cameroon	0	1	1	0	0	0	0	1	1
	Ghana	0	1	1	0	0	0	0	1	1
	India	18	15	33	0	0	0	18	15	33
	Ivory Coast	0	1	1	0	0	0	0	1	1
	Kenya	1	2	3	0	0	0	1	2	3
	Madagascar	17	15	32	0	0	0	17	15	32
	Nepal	6	3	9	0	0	0	6	3	9
	Philippines	1	6	7	0	0	0	1	6	7
	Sri Lanka	1	2	3	0	0	0	1	2	3
	Zambia	0	1	1	0	0	0	0	1	1
	Zimbabwe	0	2	2	0	0	0	0	2	2
	Sub Total	74	56	130	0	0	0	74	56	130

Table 37 (Cont'd) - Number of valid work permits and certificates of exemption by industrial group, country of origin & sex, as at end of May 2023

Industrial Group	Country Name	Valid Work Permits			Certificates of Exemption			Grand Total		
		Male	Female	Total	Male	Female	Total	Male	Female	Total
Extra-Territorial Organisations And Bodies	Belgium	0	0	0	1	0	1	1	0	1
	France	0	0	0	12	14	26	12	14	26
	Ghana	0	0	0	0	1	1	0	1	1
	Indonesia	0	0	0	0	2	2	0	2	2
	Japan	0	0	0	1	2	3	1	2	3
	Seychelles	0	0	0	1	0	1	1	0	1
	South Africa	0	0	0	0	2	2	0	2	2
	Sub Total	0	0	0	15	21	36	15	21	36
Total		26,302	4,693	30,995	5,810	137	5,947	32,112	4,830	36,942

Table 38 - Number of valid work permits and certificates of exemption (40 or more) by industrial group, occupation & sex, as at end of May 2023

Industrial Group	Occupation	Valid Work Permits			Certificates of Exemption			Grand Total		
		Male	Female	Both sexes	Male	Female	Both sexes	Male	Female	Both sexes
Agriculture, Forestry and Fishing	Green House And Budding Operator	117	0	117	0	0	0	117	0	117
	Vegetable Farm Worker, (Unskilled)/Labourer	92	0	92	0	0	0	92	0	92
	Fisherman	0	0	0	80	0	80	80	0	80
	Crew	0	0	0	71	0	71	71	0	71
	Sugarcane Farm Worker (Unskilled)	70	0	70	0	0	0	70	0	70
	Poultry Farm Worker (Unskilled)	62	0	62	0	0	0	62	0	62
	Poultry Farmer	62	0	62	0	0	0	62	0	62
	Seaman	0	0	0	57	0	57	57	0	57
	Working Proprietor, Small Agricultural Estate/Plantation	47	0	47	0	0	0	47	0	47
	Field Crop Farmer, General	44	1	45	0	0	0	44	1	45
	Farm Hands And Labourers, Nec	41	0	41	0	0	0	41	0	41
	Factory Mechanic Operator, Sugar Processing	40	0	40	0	0	0	40	0	40
Manufacturing	Machine Operator, Sewing	9,256	2,667	11,923	0	0	0	9,256	2,667	11,923
	Fish Cutter	521	946	1,467	0	0	0	521	946	1,467
	Machine Operator, Colour Film Developing	462	279	741	0	0	0	462	279	741
	Machine Operator, Bakery Products	549	0	549	0	0	0	549	0	549
	Cabinet Maker	417	0	417	0	0	0	417	0	417
	Machine Operator, Spinning, Thread And Yarn	297	1	298	0	0	0	297	1	298
	Spinner, Thread And Yarn	220	3	223	0	0	0	220	3	223
	Aluminium Fabricator	202	0	202	0	0	0	202	0	202
	Welder, Mig	167	0	167	0	0	0	167	0	167
	Carpenter, General	107	0	107	0	0	0	107	0	107
	Gas And Electric Welder, General	94	0	94	0	0	0	94	0	94
	Machine Operator, Textile Printing	76	16	92	0	0	0	76	16	92
	Pastry Maker	87	4	91	0	0	0	87	4	91
	Electrician, General	84	0	84	0	0	0	84	0	84
	Machine Operator, Packing	80	1	81	0	0	0	80	1	81
	Knitting Machine Operator, Garment	80	0	80	0	0	0	80	0	80
	Weaving And Knitting Machine Operators, Nec	75	0	75	0	0	0	75	0	75
	Brush Maker, Hand	43	26	69	0	0	0	43	26	69
	Jeweller, General	68	0	68	0	0	0	68	0	68
	Plastic Injection Moulding Machine Operator	68	0	68	0	0	0	68	0	68
	Metal Working Machine Setter Operator, General	53	13	66	0	0	0	53	13	66
	Machine Operator, Sewing Leather	55	3	58	0	0	0	55	3	58
	Injection Moulding Machine Operator	57	0	57	0	0	0	57	0	57
	Upholsterer, General	56	0	56	0	0	0	56	0	56
	Factory Mechanic Operator, Sugar Processing	53	0	53	0	0	0	53	0	53
	Machine Operator, Fish Processing	22	27	49	0	0	0	22	27	49
	Plumber, General	48	0	48	0	0	0	48	0	48
	Machine Operator, Foodstuffs Dehydrating	39	8	47	0	0	0	39	8	47
	Gas Welder	44	0	44	0	0	0	44	0	44
	Knitter, Garments, Hand	42	0	42	0	0	0	42	0	42
	Machine Operator, Drying, Laundry	42	0	42	0	0	0	42	0	42
	Rigger, General	42	0	42	0	0	0	42	0	42
	Assembler Aluminium Products	40	0	40	0	0	0	40	0	40
Construction	Mason, General	1,965	3	1,968	0	0	0	1,965	3	1,968
	Helper	0	0	0	1,146	0	1,146	1,146	0	1,146
	Carpenter, General	1,084	2	1,086	0	0	0	1,084	2	1,086
	Helper - Civil Works	0	0	0	430	0	430	430	0	430
	Rebat Fitter Grade Ii	0	0	0	398	0	398	398	0	398
	Barbender	385	0	385	0	0	0	385	0	385
	Carpenter Grade Ii	0	0	0	296	0	296	296	0	296
	Mason Grade 2	0	0	0	295	0	295	295	0	295
	Steel Fixer	263	0	263	0	0	0	263	0	263
	Electrician, General	227	0	227	0	0	0	227	0	227
	Mason Grade I	0	0	0	227	0	227	227	0	227
	Construction Carpenter	204	0	204	0	0	0	204	0	204
	Tile Setter	157	0	157	0	0	0	157	0	157
	Khalasi	0	0	0	142	0	142	142	0	142

Table 38 (Cont'd) - Number of valid work permits and certificates of exemption (40 or more) by industrial group, occupation & sex, as at end of May 2023

Industrial Group	Occupation	Valid Work Permits			Certificates of Exemption			Grand Total		
		Male	Female	Both sexes	Male	Female	Both sexes	Male	Female	Both sexes
Construction (cont'd)	Plumber, General	140	0	140	0	0	0	140	0	140
	Technician Grade Ii	0	0	0	116	0	116	116	0	116
	Carpenter Grade I	0	0	0	115	0	115	115	0	115
	Concrete Shutterer	101	0	101	0	0	0	101	0	101
	Unskilled Grade Ii	0	0	0	86	0	86	86	0	86
	Operator	0	0	0	83	0	83	83	0	83
	Rebar Fitter Sg2	0	0	0	83	0	83	83	0	83
	Mason, Monument	82	0	82	0	0	0	82	0	82
	Stonemason, Construction	73	0	73	0	0	0	73	0	73
	Supervisor	0	0	0	66	0	66	66	0	66
	Trackworkman Grade Ii	0	0	0	66	0	66	66	0	66
	Rigger/Khalasi	0	0	0	59	0	59	59	0	59
	Unskilled Worker Grade Ii	0	0	0	54	0	54	54	0	54
	Welder, Mig	54	0	54	0	0	0	54	0	54
	Unskilled	0	0	0	52	0	52	52	0	52
	Electrician-Grade Ii	0	0	0	48	0	48	48	0	48
	Scaffolder	48	0	48	0	0	0	48	0	48
	Foreman	0	0	0	46	0	46	46	0	46
	Driver/Helper	44	0	44	0	0	0	44	0	44
	Bricklayer, Construction	43	0	43	0	0	0	43	0	43
Wholesale and Retail Trade, Repair of Motor Vehicles, Motorcycles and Personal and Household Goods	Skimmer Grade I	0	0	0	41	0	41	41	0	41
	Track Workman	0	0	0	41	0	41	41	0	41
	Sweeper/Cleaner	0	0	0	40	0	40	40	0	40
	Machine Operator, Packing	231	4	235	0	0	0	231	4	235
	Machine Operator, Bakery Products	162	1	163	0	0	0	162	1	163
	Machine Operator, Sewing	143	0	143	0	0	0	143	0	143
	Pastry Maker	101	0	101	0	0	0	101	0	101
Hotels and Restaurants	Cabinet Maker	81	0	81	0	0	0	81	0	81
	Machine Operator, Colour Film Developing	53	0	53	0	0	0	53	0	53
	Carpenter, General	40	0	40	0	0	0	40	0	40
Real Estate, Renting and Business Activities	Cook, Hotel/Restaurant	118	1	119	0	0	0	118	1	119
	Cook, Indian Cuisine	114	0	114	0	0	0	114	0	114
	Head Cook	41	1	42	0	0	0	41	1	42
Health and Social Work	Machine Operator, Packing	80	1	81	0	0	0	80	1	81
	Tent Erector	43	0	43	0	0	0	43	0	43
Other Community, Social and Personal Service	Nursing Officer	57	61	118	0	0	0	57	61	118
	Specialised Nurse	15	21	36	0	0	0	15	21	36
	Senior Administrator Of Christian Religious Organisation	42	31	73	0	0	0	42	31	73
	Senior Administrator Of Hindu Religious Organisation	48	0	48	0	0	0	48	0	48
Private Household With Employed Persons	Religious Worker, Non-Ordained	20	23	43	0	0	0	20	23	43
	Machine Operator, Drying, Laundry	40	0	40	0	0	0	40	0	40
	Carer	28	23	51	0	0	0	28	23	51
	Housemaid	35	15	50	0	0	0	35	15	50

SECTION II



Section II - Rodrigues

1. Introduction

This section presents data on registered jobseekers for Rodrigues Island. The functioning of the Employment Information Centre in Rodrigues is similar to that in Mauritius.

2. Registered Unemployed

The number of registered unemployed as at the end of May 2023 was 3,830 (1,549 males and 2,281 females), while the number of registrants in employment amounted to 1,203 consisting of 547 males and 656 females (Table 1.1). 47% of the unemployed persons were aged between 16 and 29 years (Table 1.2).

Table 1.1 - Number of registered Unemployed and In Employment jobseekers by sex, as at end May 2023

Registered Jobseekers	Male	Female	Both sexes
Unemployed	1,549	2,281	3,830
In Employment	547	656	1,203
Total	2,096	2,937	5,033

Table 1.2 - Number of registered unemployed and in employment by sex and age group, as at end May 2023

Age group	Unemployed						In employment					
	Male		Female		Total		Male		Female		Total	
	Number	%	Number	%	Number	%	Number	%	Number	%	Number	%
16 - 29	733	47	1,078	47	1,811	47	279	51	319	49	598	50
30 - 39	408	26	778	34	1,186	31	157	29	243	37	400	33
40+	408	26	425	19	833	22	111	20	94	14	205	17
Total	1,549	100	2,281	100	3,830	100	547	100	656	100	1,203	100

The educational attainment of unemployed registrants was mainly in the category “Form I to V (including SC failed)” at 38%. Only 102 registrants had their Higher School Certificate. The length of unemployment of 19% of the registered unemployed was less than 2 years, and about 66% had been looking for work for 5 years or more. The average length of registration worked out to 4.0 years (Tables 1.3 and 1.4).

Table 1.3 - Registered unemployed jobseekers by qualification and sex, as at end of May 2023

Qualification	Male		Female		Total	
	Number	%	Number	%	Number	%
Education Nil + Std VI Failed	610	39	457	20	1,067	28
Standard VI Passed	197	13	230	10	427	11
Form I to V (including SC failed)	467	30	974	43	1,441	38
SC	225	15	518	23	743	19
HSC	35	2	67	3	102	3
Professional	15	1	35	2	50	1
Total	1,549	100	2,281	100	3,830	100

As regards previous work experience, 575 registrants had, in the past, worked or were qualified to work as “Craft & related trades workers”. The proportion of those who have never worked and did not possess any technical or professional qualifications is higher among female unemployed; 13% of the latter have never worked, compared to 3% of males unemployed (Table 1.5).

3. New registrants and re-registrants

For the month of May 2023, 44 new unemployed jobseekers have registered themselves consisting of 24 males and 20 females. The number of unemployed re-registrants and the number of unemployed jobseekers who reported for maintaining their registration are 45 (19 males and 26 females) and 1,239 (490 males and 749 females) respectively.

For in employment, there were 3 new male registrant and 13 re-registrants (5 males and 8 females). 371 (176 males and 195 females) in employment registrants reported to the Employment Information Centres to maintain their registration (Table 1.6).

4. Registered unemployed with disabilities

Among the 3,830 unemployed registrants, there were 11 persons with disabilities who were looking for work comprising of 5 males and 6 females (Table 1.7).

Table 1.4 - Number of registered unemployed by qualification, length of registration, sex and age-group, Island of Rodrigues, as at end of May 2023

Qualification	Age-group Length of Registration	Male					Female					Both sexes				
		16 - 19	20 - 29	30 - 39	40+	Total	16 - 19	20 - 29	30 - 39	40+	Total	16 - 19	20 - 29	30 - 39	40+	Total
Education Nil +Std VI Failed	Less than 1 year	6	26	12	21	65	4	13	6	14	37	10	39	18	35	102
	1 yr but < 2 yrs	2	13	9	9	33	1	14	6	8	29	3	27	15	17	62
	2 yrs but < 3 yrs	0	14	3	4	21	0	10	2	6	18	0	24	5	10	39
	3 yrs but < 4 yrs	0	5	3	5	13	0	7	5	2	14	0	12	8	7	27
	4 yrs but < 5 yrs	0	4	8	3	15	0	7	8	6	21	0	11	16	9	36
	5 yrs and above	0	34	147	282	463	0	26	125	187	338	0	60	272	469	801
	Total	8	96	182	324	610	5	77	152	223	457	13	173	334	547	1,067
Standard VI (Passed)	Less than 1 year	8	11	1	3	23	4	17	3	2	26	12	28	4	5	49
	1 yr but < 2 yrs	1	3	3	1	8	1	1	5	2	9	2	4	8	3	17
	2 yrs but < 3 yrs	0	3	0	0	3	0	3	1	0	4	0	6	1	0	7
	3 yrs but < 4 yrs	0	5	1	1	7	0	7	0	1	8	0	12	1	2	15
	4 yrs but < 5 yrs	0	9	0	1	10	0	11	3	2	16	0	20	3	3	26
	5 yrs and above	0	51	68	27	146	0	65	60	42	167	0	116	128	69	313
	Total	9	82	73	33	197	5	104	72	49	230	14	186	145	82	427
Form I to V (including SC failed)	Less than 1 year	25	35	4	1	65	28	46	4	2	80	53	81	8	3	145
	1 yr but < 2 yrs	12	52	3	0	67	6	55	2	2	65	18	107	5	2	132
	2 yrs but < 3 yrs	0	34	2	1	37	0	40	4	0	44	0	74	6	1	81
	3 yrs but < 4 yrs	0	24	1	2	27	0	42	6	1	49	0	66	7	3	76
	4 yrs but < 5 yrs	0	35	2	3	40	0	55	9	2	66	0	90	11	5	106
	5 yrs and above	0	92	102	37	231	0	206	350	114	670	0	298	452	151	901
	Total	37	272	114	44	467	34	444	375	121	974	71	716	489	165	1,441

Table 1.4 (cont'd) - Number of registered unemployed by qualification, length of registration, gender and age group, Island of Rodrigues, as at end of May 2023

Qualification	Age-group Length of Registration	Male					Female					Both sexes				
		16 - 19	20 - 29	30 - 39	40+	Total	16 - 19	20 - 29	30 - 39	40+	Total	16 - 19	20 - 29	30 - 39	40+	Total
SC	Less than 1 year	12	19	0	0	31	24	13	0	0	37	36	32	0	0	68
	1 yr but < 2 yrs	4	29	0	0	33	4	34	0	0	38	8	63	0	0	71
	2 yrs but < 3 yrs	0	16	0	0	16	0	29	0	1	30	0	45	0	1	46
	3 yrs but < 4 yrs	0	21	0	0	21	0	36	0	1	37	0	57	0	1	58
	4 yrs but < 5 yrs	0	13	3	0	16	0	30	0	1	31	0	43	3	1	47
	5 yrs and above	0	67	34	7	108	0	156	163	26	345	0	223	197	33	453
	Total	16	165	37	7	225	28	298	163	29	518	44	463	200	36	743
HSC	Less than 1 year	1	10	0	0	11	3	7	0	0	10	4	17	0	0	21
	1 yr but < 2 yrs	0	12	0	0	12	0	23	0	0	23	0	35	0	0	35
	2 yrs but < 3 yrs	0	1	0	0	1	0	1	0	0	1	0	2	0	0	2
	3 yrs but < 4 yrs	0	2	0	0	2	0	4	0	0	4	0	6	0	0	6
	4 yrs but < 5 yrs	0	1	0	0	1	0	4	0	0	4	0	5	0	0	5
	5 yrs and above	0	7	1	0	8	0	18	7	0	25	0	25	8	0	33
	Total	1	33	1	0	35	3	57	7	0	67	4	90	8	0	102
Professional	Less than 1 year	0	3	0	0	3	0	3	1	0	4	0	6	1	0	7
	1 yr but < 2 yrs	0	2	0	0	2	0	6	0	0	6	0	8	0	0	8
	2 yrs but < 3 yrs	0	0	0	0	0	0	1	0	0	1	0	1	0	0	1
	3 yrs but < 4 yrs	0	2	0	0	2	0	0	0	0	0	0	2	0	0	2
	4 yrs but < 5 yrs	0	0	0	0	0	0	0	0	0	0	0	0	0	0	0
	5 yrs and above	0	7	1	0	8	0	13	8	3	24	0	20	9	3	32
	Total	0	14	1	0	15	0	23	9	3	35	0	37	10	3	50
Grand Total		71	662	408	408	1,549	75	1,003	778	425	2,281	146	1,665	1,186	833	3,830

Figure 7 - Registered unemployed (%) by educational attainment for Island of Rodrigues, as at end of May 2023

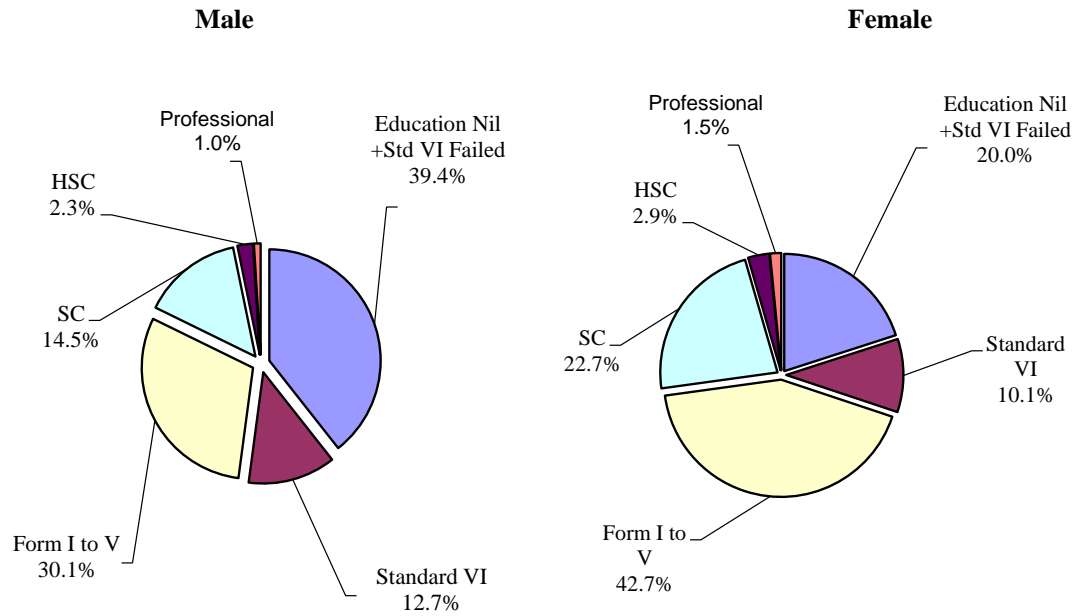


Figure 8 - Number of registered unemployed by age group & sex for Island of Rodrigues, as at end of May 2023

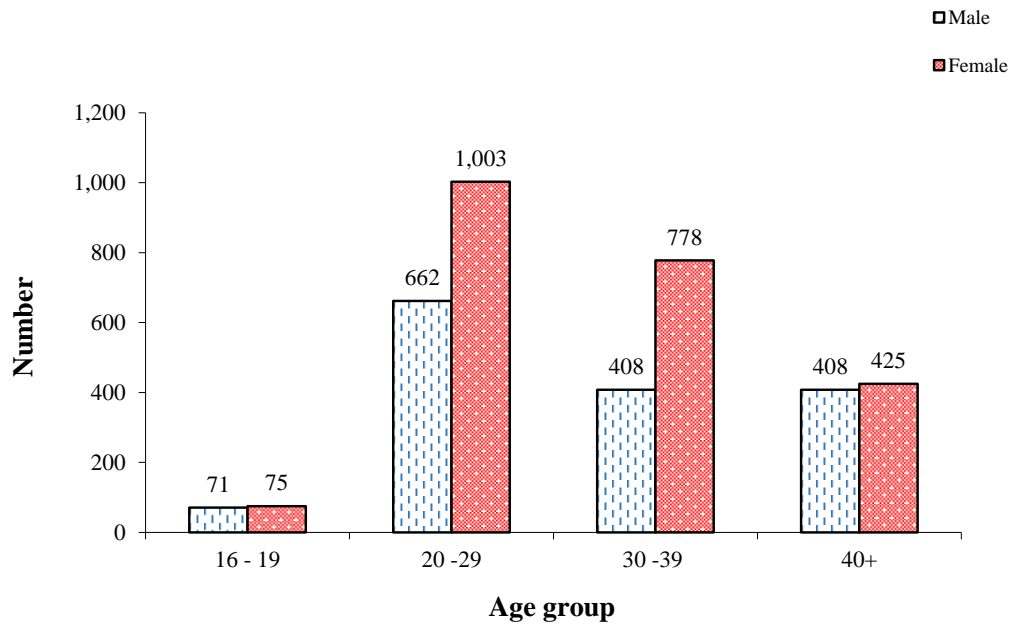


Table 1.5 - Number of registered unemployed by occupational group and sex, Island of Rodrigues, as at end of May 2023

Occupational group	Male	Female	Both sexes
Managers	2	5	7
Professionals	11	19	30
Technicians & Associate Professionals	34	108	142
Clerical support workers	26	182	208
Service & sales workers	136	615	751
Skilled agricultural, forestry & fishery workers	170	66	236
Craft & related trades workers	365	210	575
Plant & machine operators & assemblers	102	48	150
Elementary occupations	650	725	1,375
New workers seeking employment	53	303	356
Total	1,549	2,281	3,830

Table 1.6 - Number of Unemployed and In Employment new registrants, re-registrants & those who reported for maintaining their registration by sex, Island of Rodrigues, May 2023

Type of registration	Unemployed			In Employment			Total		
	Male	Female	Both sexes	Male	Female	Both sexes	Male	Female	Both sexes
New Registration	24	20	44	3	0	3	27	20	47
Re-registration	19	26	45	5	8	13	24	34	58
Reported	490	749	1,239	176	195	371	666	944	1,610
Total	533	795	1,328	184	203	387	717	998	1,715

Table 1.7 - Number of registered unemployed with disabilities by nature of disability and sex, Island of Rodrigues, as at end of May 2023

Nature of disability	Male	Female	Both sexes
Abnormal movement of body parts	0	2	2
Deaf and dumb	0	0	0
Deformation of body parts since birth	1	0	1
Disabled following surgical operation or illness	1	1	2
Epileptic	1	1	2
Partly Blind	1	1	2
Partly Deaf	1	1	2
Total	5	6	11

GLOSSARY

Active Population or Labour Force - active population or labour force is made up of employed and unemployed population.

Activity Rate - activity rate is the ratio (%) of labour force to population aged 16+ (active and inactive population)

Back to Work Programme (BTWP) - a programme launched in June 2015, is meant for women above 35 years of age to enable them take up or resume employment. All women should register first as unemployed at the EIC before applying at BTWP.

Certificate of Exemption- the Employment (Non-Citizens) (Restriction) Exemptions Regulations 1970, stipulates that certain categories of expatriates are exempted from a work permit during his/her period of employment in Mauritius.

De-Registration - jobseekers who fail to maintain their registration during the month and consequently their applications are removed from the live register and placed in a dormant register.

Disability - any limitation to perform a daily life activity in a manner considered normal for persons of their age.

Dual Training Programme (DTP) - a programme launched in 2015 is a mix of practical on-the-job training and classroom studies. The main objective of the DTP is to address the problem of skills mismatch in the labour market and to ensure the availability of skilled manpower for employers.

Educational attainment - the highest level of education completed, whereas for persons attending school, it refers to the standard, form or course being attended.

Employment - employed population aged 16 years and above (16+) who have worked for pay, profit or family gain for at least one hour during the reference week of a month. It includes those who are temporarily absent from work for reasons such as leave with pay, leave without pay and temporary disorganisation of work (bad weather, breakdown of equipment, lack of order, etc.).

Employment Information Centres (EIC) - the thirteen public Employment Office found in Mauritius and one in Rodrigues where among others attention is being given to jobseekers.

Industrial Group - the national classification based on ISIC (International Industrial Classification of Economic Activities) Rev 3 of United Nations is the reference classification of productive activities. Its main purpose is to provide a set of activity categories that can be utilised for the collection and reporting of statistics according to such activities.

In-employment jobseekers at EIC - persons who are in some sort of employment and are in search of a well remunerated or secured job.

Inflation rate - inflation rate as measured by the Consumer Price Index (CPI) is the percentage change in the level of prices from one period to another. It is measured by comparing the average level of prices during a twelve-month period with the average level during the corresponding previous twelve-month period. The CPI is an indicator of changes over time in the general level of goods and services acquired by Mauritian consumers.

Jobseeker - Any citizen of Mauritius aged 16 years and above who is actively looking for employment and is available to work.

Job Management System - The website of the National Employment Department, where employers and jobseekers interact freely. The website <https://mauritiusjobs.govmu.org> was launched in June 2014. Jobseekers register their Curriculum Vitae (CV) and apply for jobs; while employers input vacancies and search for candidates.

Labour migration - The movement of people from one country to another for employment in a better environment.

Live Register - the database of jobseekers who are registering at the National Employment Department.

Magazine de L'Emploi et des Metiers - A television programme for broadcast of vacancies and information on the world of work. It also includes radio talk shows and debates on television relating to the labour market.

New registrant - a jobseeker who apply for registration for the first time at the National Employment Department.

New and renewed work permit - Each time when enterprises initially apply for the work permit of foreign workers for the first time at the Ministry of Labour, Human Resource Development and

Training and employ them for the first time, the work permit is considered as new. In case the foreigners move from the actual enterprise for another enterprise, the valid work permit is cancelled and again a new work permit rather than renewed work permit is issued. But in case of expiry of the current work permit and the foreign worker is still working for the same enterprise, the work permit is renewed. Applications should be submitted two months prior to the expiry of the current work permit. Applications for renewal of work permits received after expiry of current work permits is not accepted

Occupational Group - the National Classification of Occupations 2009 (NCO-09) adopted from International Standards Classification of Occupations 2008 (ISCO-08) which is a document of the International Labour Organisation (ILO) and is a tool for organising jobs in a clearly defined set of groups and according to the specificity of the tasks and duties undertaken in the job.

Placement - the offer of a decent and remunerative job/internship to a jobseeker.

Public Sector - It comprises of organisations that are owned and operated by Government and exist to provide services for its citizens.

Real Gross Domestic Product (GDP) Growth Rate - the rate of change that GDP at basic prices (amount receivable by the producer exclusive of taxes and inclusive of subsidies on products) changes/grows from one year to another after removing price effect. GDP is the aggregate money value of all goods and services produced within a country out of economic activity during a specified period, usually a year, before provision for the consumption of fixed capital.

Registered unemployed and in-employment at EIC - Only those persons who actively and continuously maintain their registration at EIC are included as registered. The live register comprise of new registrants, re-registrants and those maintaining their registration.

Reported - jobseekers who are maintaining their names on the live register of the National Employment Department.

Re-registrants - those who have ceased registration for a period not exceeding two years, and come back to be re-admitted on the live register. If the break is more than two years then the case will be considered as a new one.

Trainee Engineer Scheme – Government announced a special scheme in the Budget Programme 2016 – 2017. The scheme aimed at providing practical training for graduates in Engineering in order to enable

them to qualify for registration with the Council of Registered Professional Engineers (CRPE) of Mauritius and to operate as full-fledged Engineers.

Unemployment (Continuous Multi-Purpose Household Survey) - unemployment population comprise all Mauritians aged 16+ who are not working but who are looking for work and are available for work during the reference period.

Unemployed registered jobseekers at EIC - jobseekers aged 16 years and above registered as unemployed at EIC who are without work, currently available for work and actively seeking for work limited to Mauritian citizen residing in Mauritius and Rodrigues Island.

Unemployment rate - unemployment rate is the ratio (%) of unemployment to labour force.

Vacancy - a position in an enterprise that is vacant and a call for suitable candidate is being made.

Valid work permit - The non-citizens (Employment Restriction) Act 1973, stipulates that a non-citizen shall not engage in any occupation in Mauritius for reward or profit or be employed in Mauritius unless there is in force in relation to him a valid permit and he engages in the occupation, or is employed in accordance with any condition which may be specified in the permit. The Act also stipulates that “no person shall have a non-citizen in his employment in Mauritius without there being in force a valid permit in relation to that employment.”

Work Permit - a legal document authorising a person under certain conditions to take employment in Mauritius.

Workfare Programme - The Workfare Programme (WP) was initiated by Government to protect laid off workers in the difficult phase of their lives by providing them financial relief and assistance in terms of job placement, training /re-skilling and starting up a business. It has been incorporated in the new Labour Laws under the Employment Rights Act 2008 and became effective following proclamation of the Act on 02 February 2009.

Youth Employment Programme (YEP) - a programme which started in 2013 for unemployed youth aged between 16 and 35 years and provides them with training and placement in an enterprise for an initial period of one year with the possibility of one additional year of placement with another enterprise. All youth should register first as unemployed at the EIC before applying at YEP.



NATIONAL EMPLOYMENT DEPARTMENT

11th Floor, Victoria House,
C/r St Louis & Barracks Streets,
Port-Louis

■ Mauritius Jobs
405 0129
<https://mauritiusjobs.govmu.org/>

■ Back To Work Programme
405 0120 / 405 0121
www.backtowork.mu

■ Dual Training Programme
405 0123
<https://mauritiusjobs.govmu.org/>

■ Youth Employment Programme
405 0111 / 36
405 0185 / 82
www.yep.mu

■ Labour Market Information System
405 0126 / 27
<https://mauritiusjobs.govmu.org/>

■ Trainee Engineer Scheme
405 0131 / 405 0122
<https://mauritiusjobs.govmu.org/>